



the ATM.

Keep a record of how many times you use Eftpos and

your balance at an ATM.

Charges are applied every time you use Eftpos and check

If you use an ATM belonging to another bank it costs between \$1.50 and \$2.50 every time you use the ATM.

Banks offer some free transactions per month

(ask your bank how many they provide).

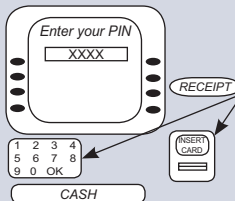
Automatic Teller Machines

Automatic Teller Machines (ATMs) allow you to do your own banking.

You can withdraw and deposit money into your account through the machine.

It costs money to use ATMs.



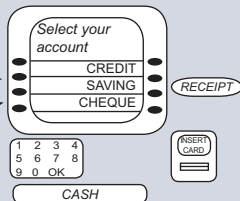


Step 1: Getting started

- 1) Put your card in here
- 2) Put in your PIN using the numbers underneath the screen
- 3) The PIN numbers come up as a X so that no one else can read it
- 4) Press ENTER or OK

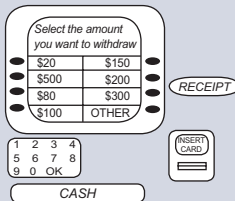
Step 2: Choose your account

- 1) Choose if your account is savings, cheque or credit
- 2) Press the button next to your choice
- 3) Press the button next to withdrawal to take money from your account



Step 3: Taking money from your account

- 1) Choose the amount of money you want to take out
- 2) Press the button next to that amount
- 3) Choose whether you want a receipt
- 4) Press yes or no
- 5) Wait for your card to come out
- 6) Wait for your receipt and money to come out
- 7) The money and the receipt come from different slots
- 8) Put your card in a safe place



You can use ATMs to deposit money and obtain a statement of your last five transactions. Ask your bank for assistance.

