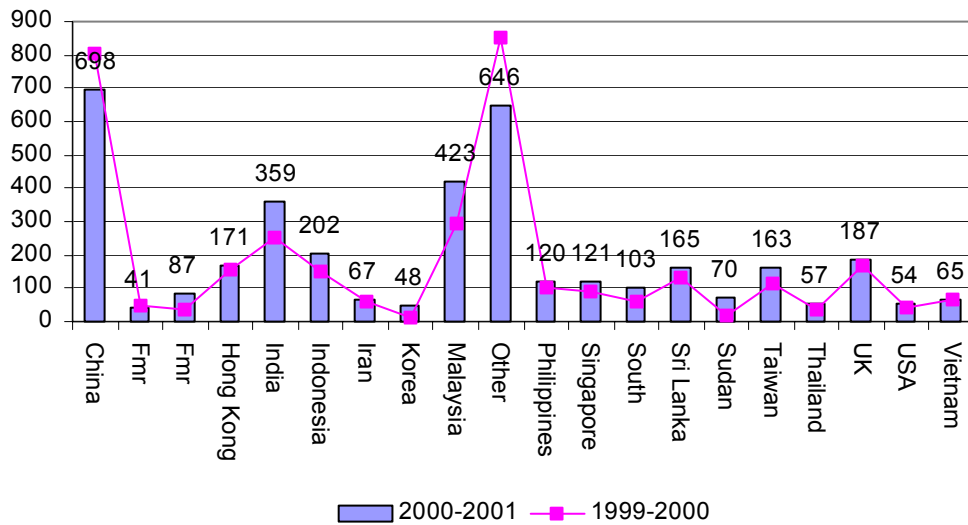


1.1 Total Migration to the Eastern Region 1998/99 and 1999/00¹

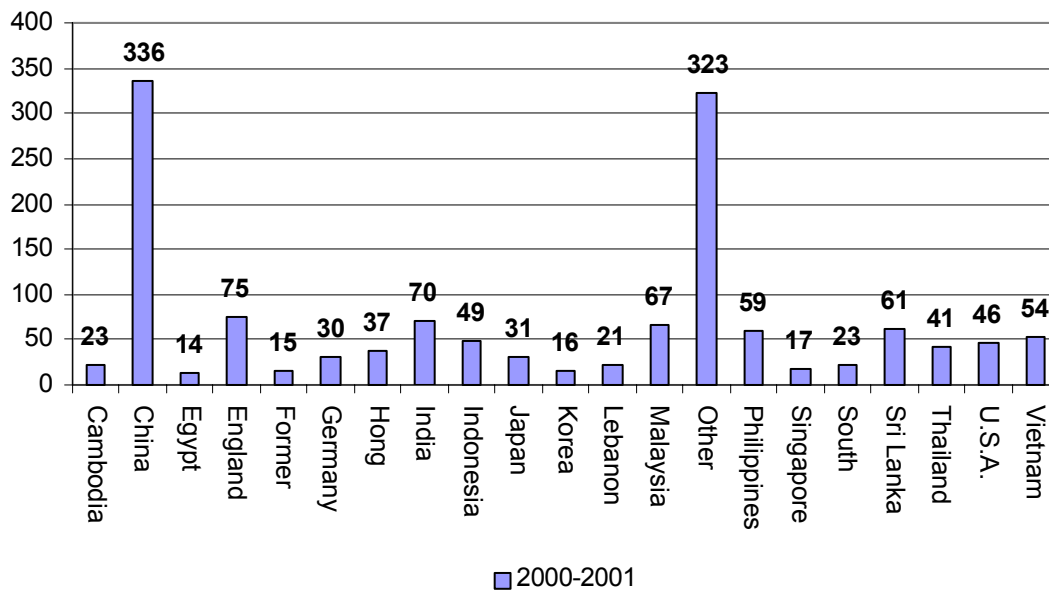


Source: DIMA Settlement Database July 2001

A total of 3847 people indicated that they would settle in the Eastern Region on entering Australia in 2000/01. This compares to 3452 people in the year ending June 2000. In 2000/01 the largest number of people came from China representing 18% of the total.

1.2 Family Migration to the Eastern Region 1998/99 and 1999/00

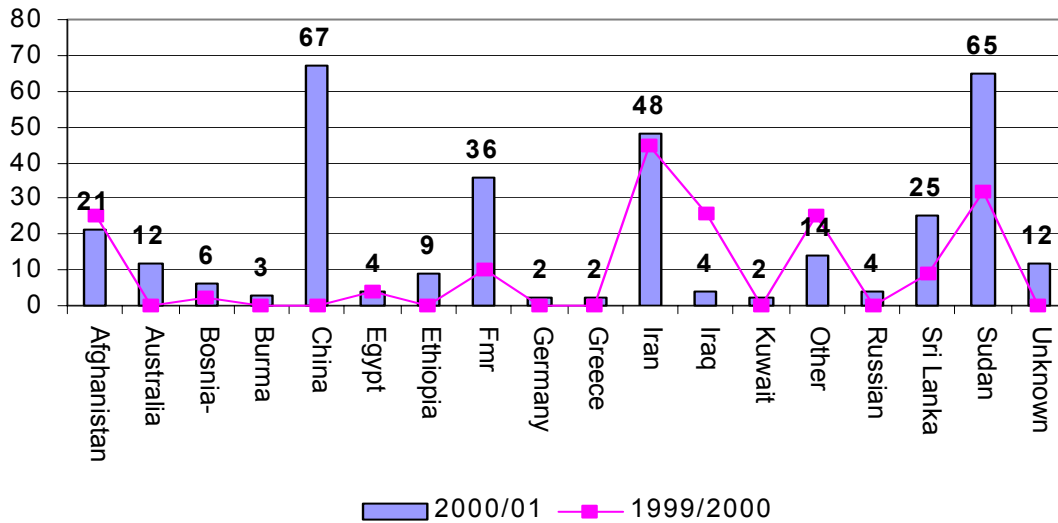
Source: DIMA Settlement Database July 2001



A total of 1408 people indicated that they would settle in the Eastern Region on entering Australia through Family Migration in 2000/01. In 2000/01 the largest number of people were born in China, representing 24% of all entrants.

¹ DIMA's settlement database does not indicate the number of people settling if there is less than 4 people from one country. The figures on all graphs may be slightly under or over estimated as where DIMA has not indicated the figure it is assumed that the figure is 2 people i.e. it could be 1, 2, or 3 people.

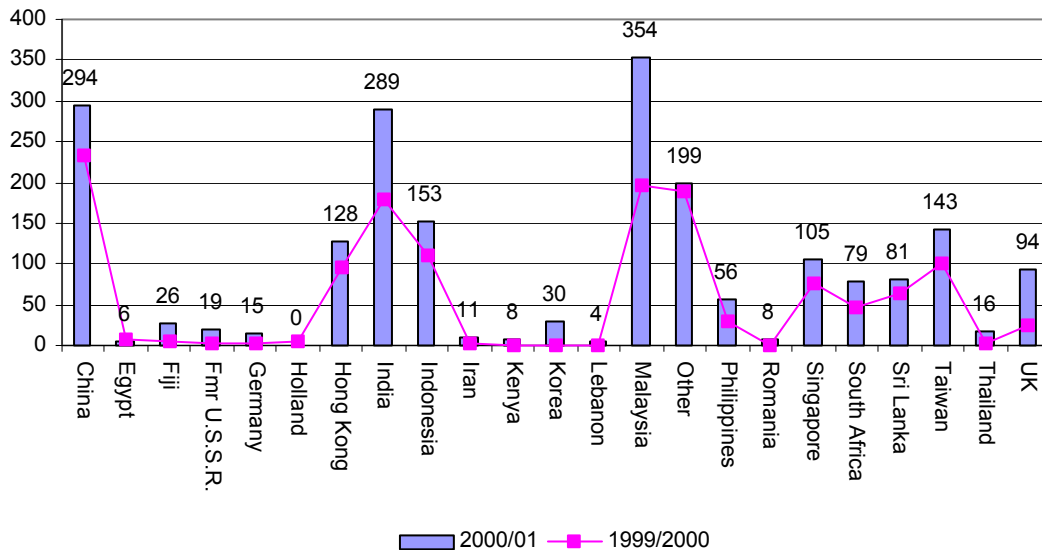
1.3 Humanitarian Entrants to the Eastern Region 1998/99 and 1999/2000



Source: DIMA Settlement Database July 2001

A total of 336 people indicated that they would settle in the Eastern Region on entering Australia through the Humanitarian program in 2000/01. This compares to 160 people in the year ending June 2000. In 2000/01 the majority of entrants (20%) were born in China.

1.4 Skilled Migration to the Eastern Region 1999/00



Source: DIMA Settlement Database July 2001

A total of 2118 people indicated that they would settle in the Eastern Region on entering Australia through the Skilled Migration Program in 2000/01. This compares to 1417 people in the year ending June 2000. In 2000/01 the largest number of people were born in Malaysia, representing 17% of all skilled migrants.