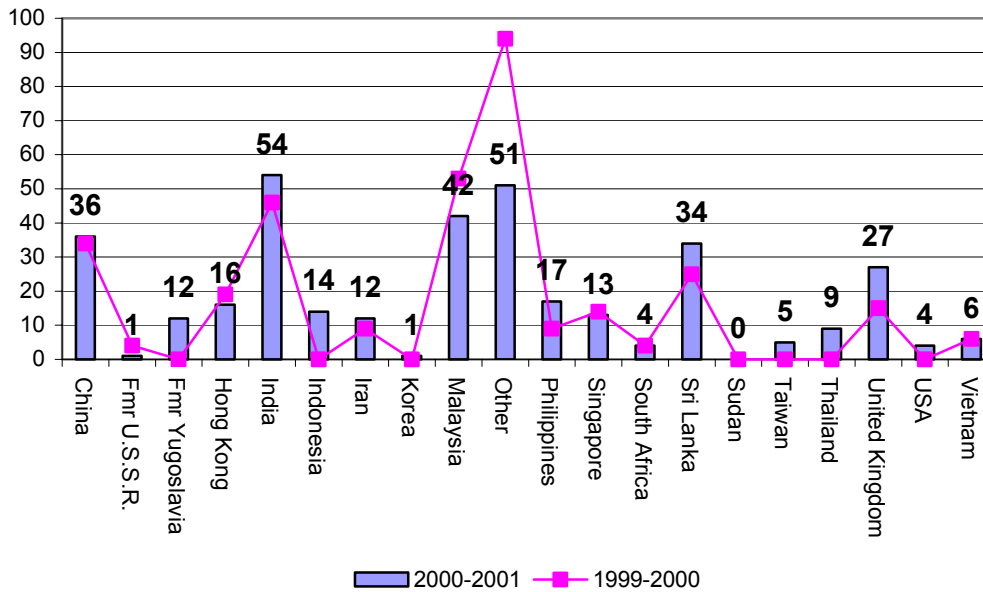


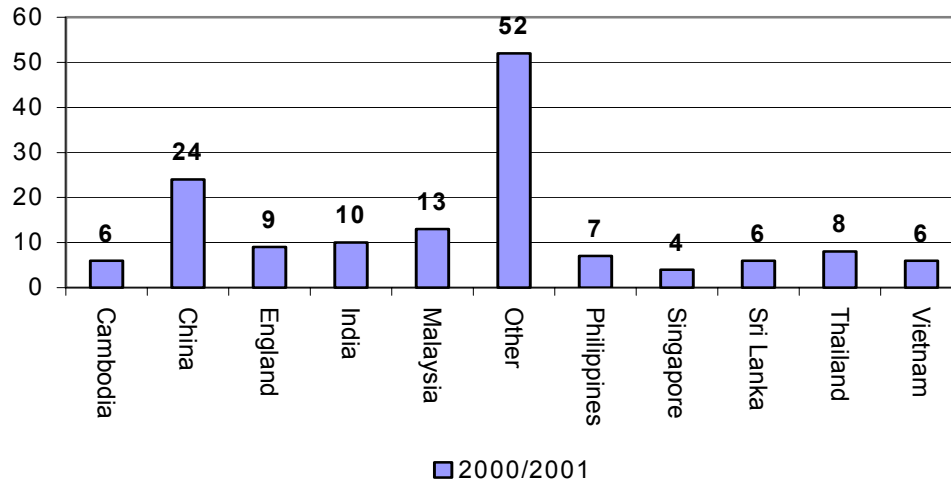
## 1.1 Total Migration to the City of Knox 1999/00 and 2000/01<sup>1</sup>



Source: DIMA Settlement Database July 2001

A total of 358 people indicated that they would settle in the City of Knox on entering Australia in 2000/01. This compares to 332 people in the year ending June 2000. In 2000/01 the largest number of people came from India representing 15% of the total.

## 1.2 Family Migration to the City of Knox 2000/01

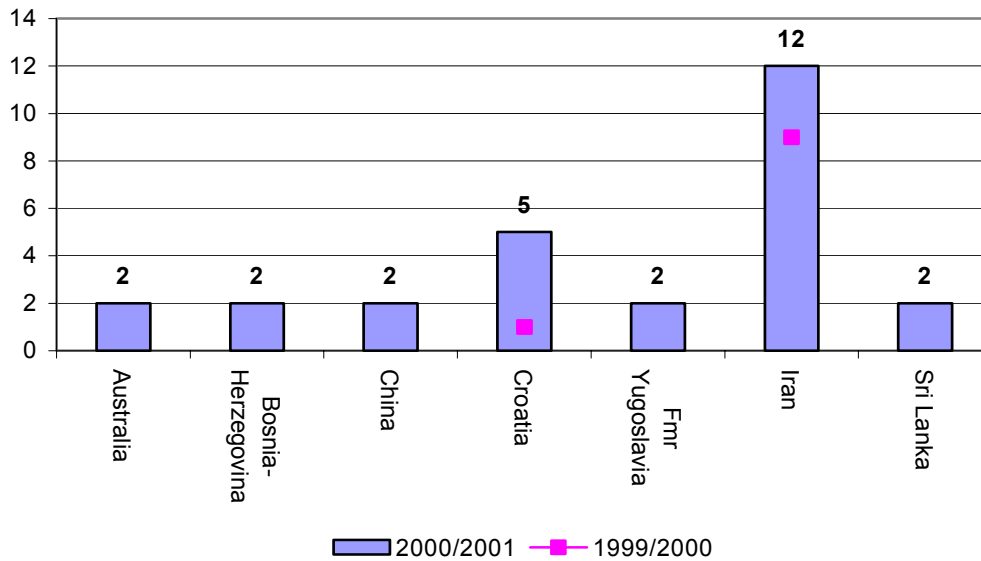


Source: DIMA Settlement Database July 2001

A total of 145 people indicated that they would settle in the City of Knox on entering Australia through Family Migration in 2000/01. In 2000/01 the largest number of people were born in China, representing 17% of all entrants.

<sup>1</sup> DIMA's settlement database does not indicate the number of people settling if there is less than 4 people from one country. The figures on all graphs may be slightly under or over estimated as where DIMA has not indicated the figure it is assumed that the figure is 2 people i.e. it could be 1, 2, or 3 people.

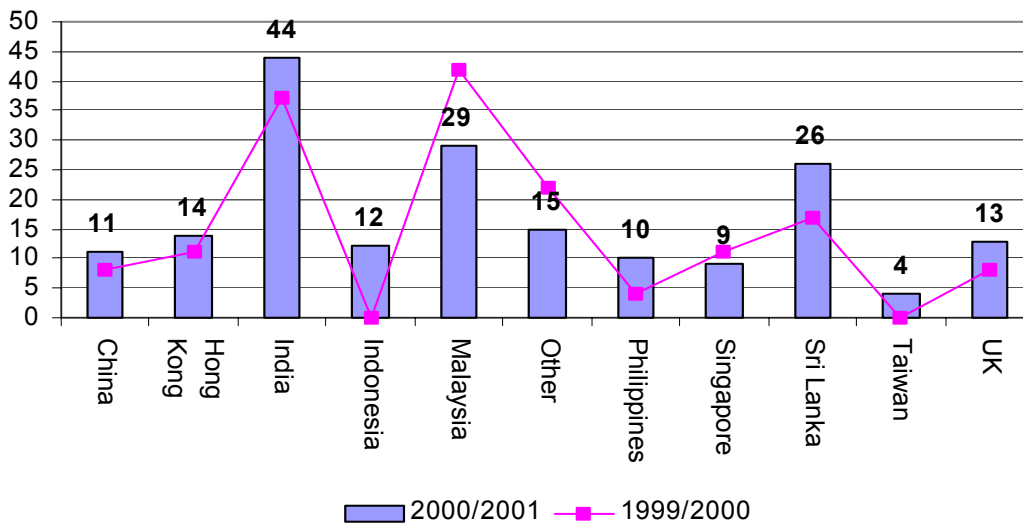
### 1.3 Humanitarian Entrants to the City of Knox 1999/00 and 2000/01



Source: DIMA Settlement Database July 2001

A total of 25 people indicated that they would settle in the City of Knox on entering Australia through the Humanitarian program in 2000/01. This compares to 10 people in the year ending June 2000. The largest number of entrants, 48%, were born in Iran.

### 1.4 Skilled Migration to the City of Knox 1999/00 and 2000/01



Source: DIMA Settlement Database July 2001

A total of 187 people indicated that they would settle in the City of Knox on entering Australia through the Skilled Migration Program in 2000/01. This compares to 178 people in the year ending June 2000. In 2000/01 the largest number of people were born in India, representing 24% of all entrants.