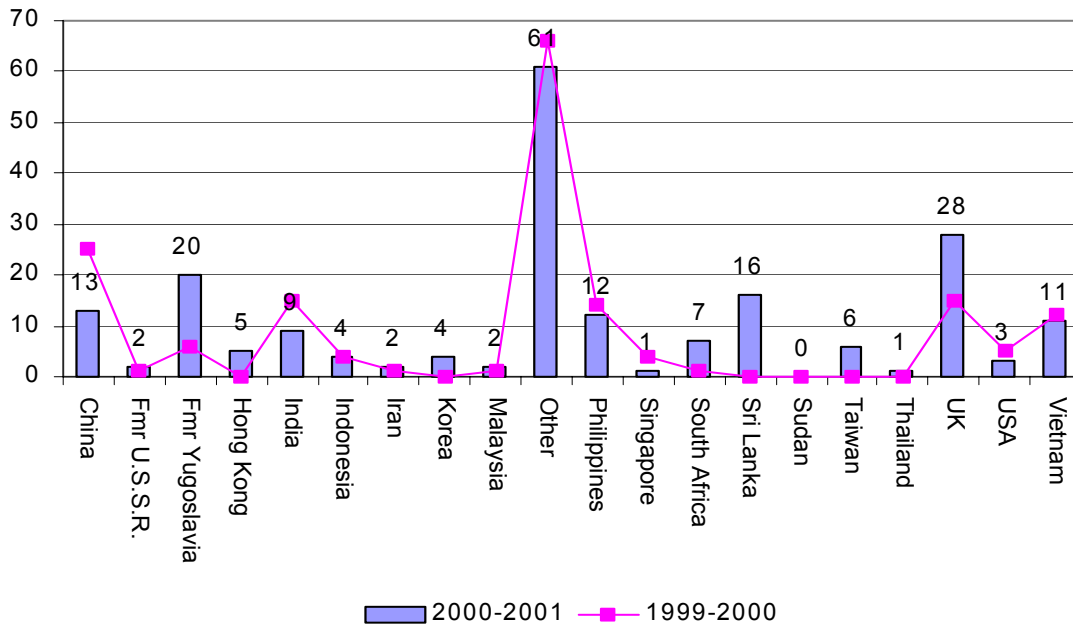


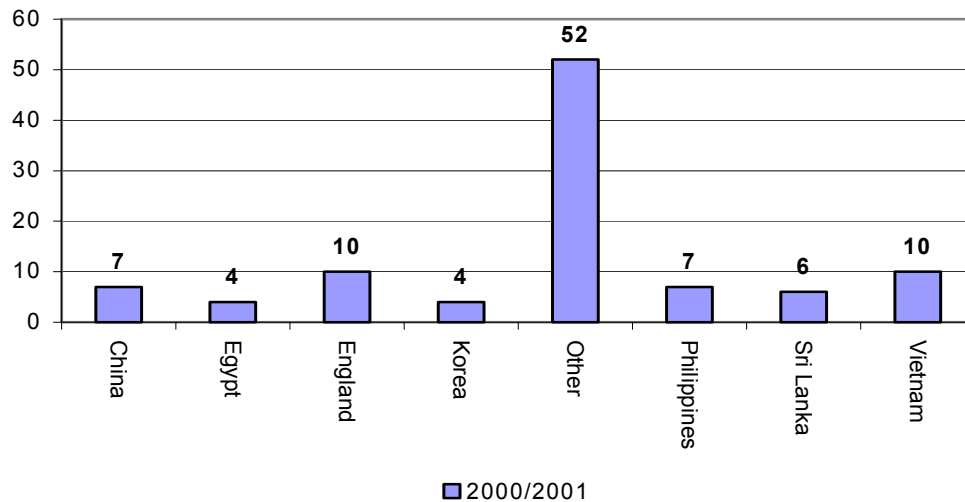
1.1 Total Migration to the City of Maroondah 1999/00 and 2000/01¹



Source: DIMA Settlement Database July 2001

A total of 207 people indicated that they would settle in the City of Maroondah on entering Australia in the year ending June 2000. This compared to 164 in the year ending June 2000. In 2000/01 the largest number of people came from the UK representing 14% of the total.

1.2 Family Migration to the City of Maroondah 2000/01

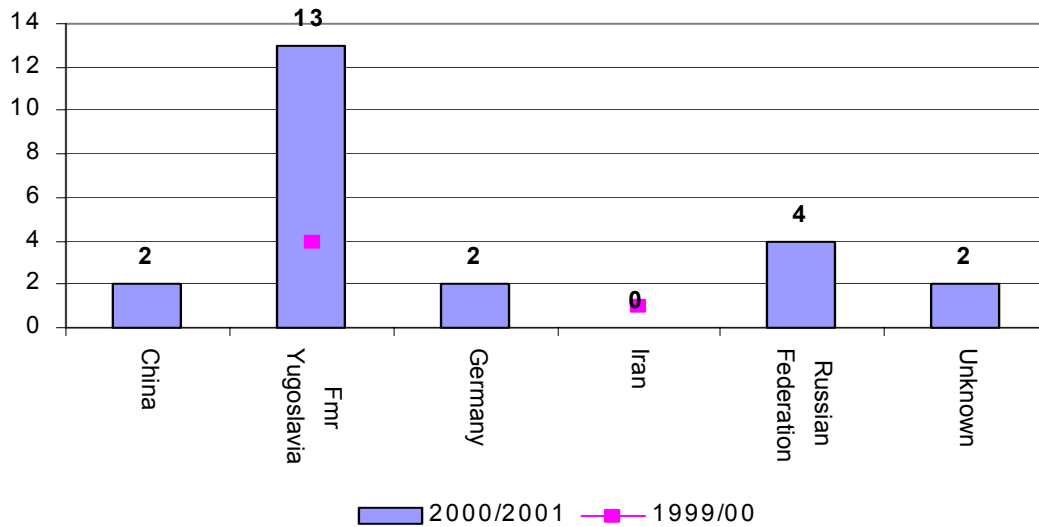


Source : DIMA Settlement Database July 2001

A total of 100 people indicated that they would settle in the City of Maroondah on entering Australia through Family Migration in 2000/01. In 2000/01 the largest number of people were born in England and the Vietnam, representing 10% respectively of all entrants.

¹ DIMA's settlement database does not indicate the number of people settling if there is less than 4 people from one country. The figures on all graphs may be slightly under or over estimated as where DIMA has not indicated the figure it is assumed that the figure is 2 people i.e. it could be 1, 2, or 3 people.

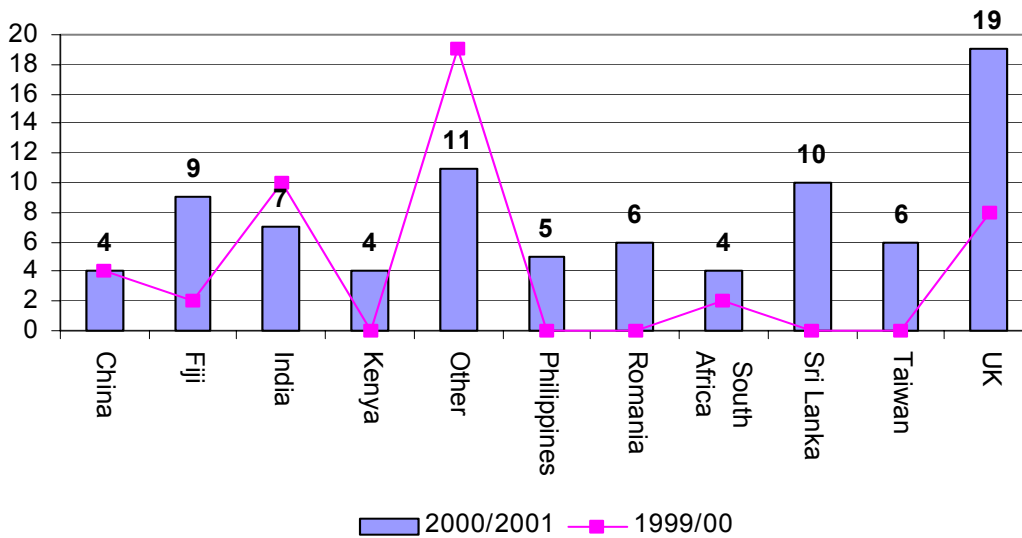
1.3 Humanitarian Entrants to the City of Maroondah 1999/00 and 2000/01



Source: DIMA Settlement Database July 2001

A total of 22 people indicated that they would settle in the City of Maroondah on entering Australia through the Humanitarian program in 2000/01. This compares to 5 people in the year ending June 2000. In 2000/01 the majority of people (59%) were born in regions of the Former Yugoslavia.

1.4 Skilled Migration to the City of Maroondah 1999/00 and 2000/01



Source: DIMA Settlement Database July 2001

A total of 85 people indicated that they would settle in the City of Maroondah on entering Australia through the Skilled Migration program in 2000/01. This compares to 45 people in the year ending June 2000. In 2000/01 the largest number of people were born in the UK, representing 22% of all skilled migrants.