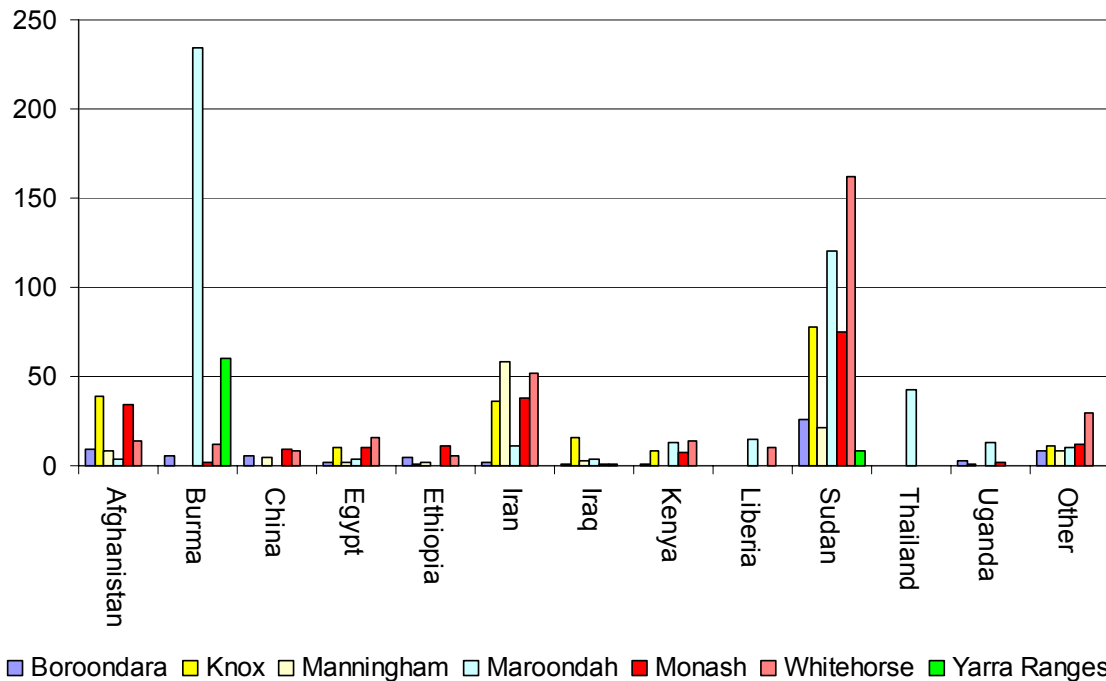


Humanitarian Entrants July 1 2002 to June 30 2007 – Eastern Region of Melbourne



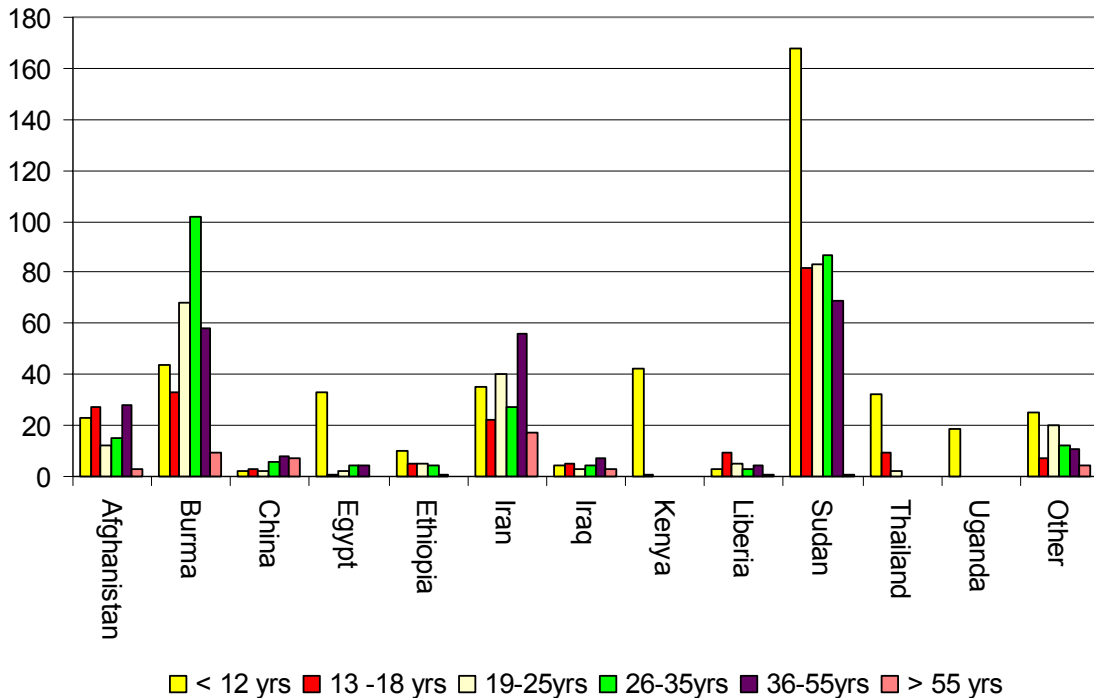
Source: DIAC Settlement Database August 2007

Over 1400 humanitarian entrants have settled in the Eastern Region over the last five years. 33% (471) have settled in Maroondah, followed by Whitehorse where 23% (325) of all entrants settled. The largest number of entrants were born in Sudan (490) followed by Burma (314).

People born in Kenya (43) and Uganda (19) are all under 18 years of age with 98% being under the age of 12, indicating that they are the children of Sudanese refugees who were living in refugee camps in these two countries prior to resettlement in Australia. Similarly 33 children or 77% of the Egyptian born population are under 12 years of age, again indicating that they are children of Sudanese refugees who were living in Egypt prior to resettlement in Australia. The majority of these children live in the Cities of Maroondah and Whitehorse.

99% (42) of people born in Thailand are all under 18 years of age indicating that they are the children of Burmese refugees who were living in refugee camps in Thailand. 100% of these children reside in the City of Maroondah.

Age of Humanitarian Entrants Settling the Eastern Region – July 1 2002 – June 30 2007



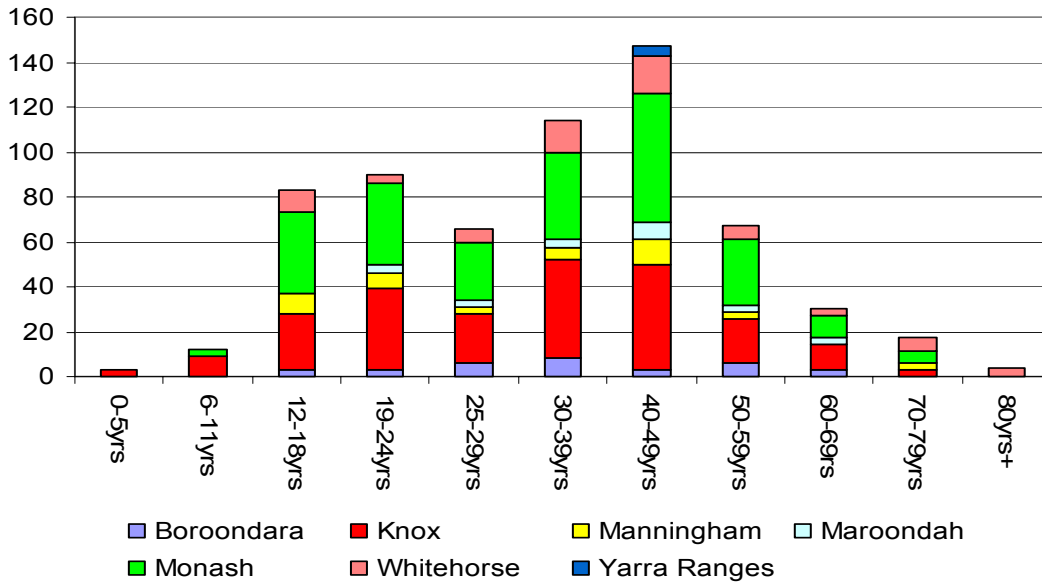
Source DIAC Settlement Database August 2007

31% (440) of all humanitarian entrants are under the age of 12 years with a further 14% (204) being less than 18 years of age. 100% of entrants from Kenya and Uganda, 95% from Thailand, 61% from Ethiopia and 51% from Sudan are under 18 years of age.

The high percentages of people from Kenya, Uganda and Thailand who are under 18 years of age indicates that they are the children of Sudanese refugees (Kenya and Uganda) and Burmese refugees (Thailand) who were living in refugee camps in these countries prior to resettlement in Australia.

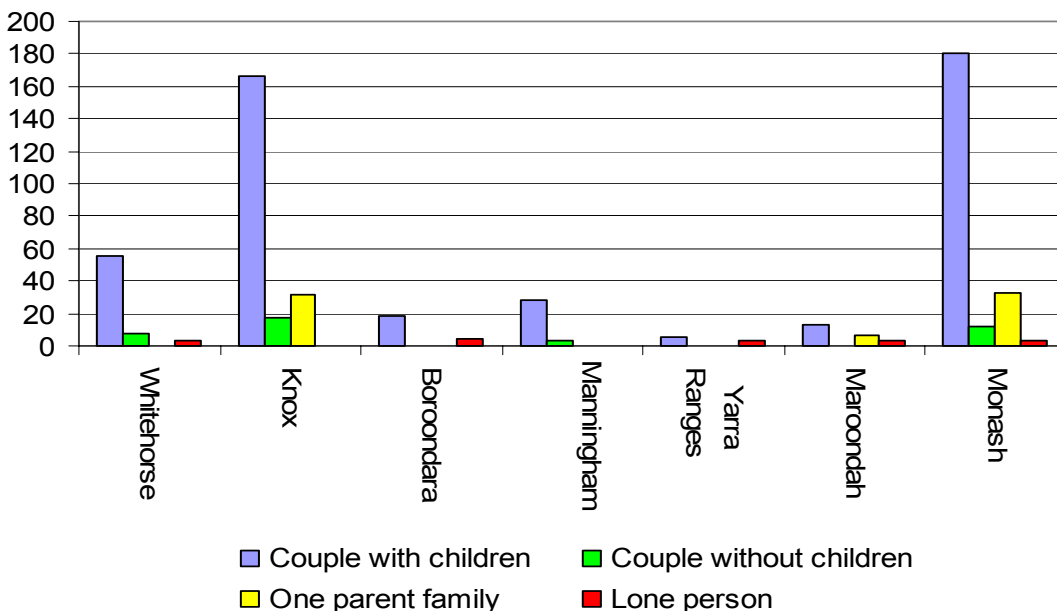
35% (506) of entrants are aged between 19 and 35 years. 54% (170) of Burmese born and 35% (170) of Sudanese born entrants are within this age cohort.

Afghan Born Population in the Eastern Region by Age¹



There are 633 Afghan born people residing in the Eastern Region². The largest number 38% (241) reside in the City of Monash. 14% of the population is under 18 years of age. Across the region 24% of the total regional population is in this age cohort. 43% of the population is aged between 19-40 years compared to 29% of all people in the region being in this age cohort. Settlement from Afghanistan has reduced significantly over the last 5 years with 70% of settlement since 2002/03 occurring in the two years 2002 - 2004.

Afghan Born Population in the Eastern Region by Family Type³



79% (465) of the Afghan population live in a household of a couple with children, 7% in a household of a couple without children, 12% in a single parent family and 3% of the

¹All data is sourced from ABS Census 2006 and DIAC Settlement Data Base August 2007

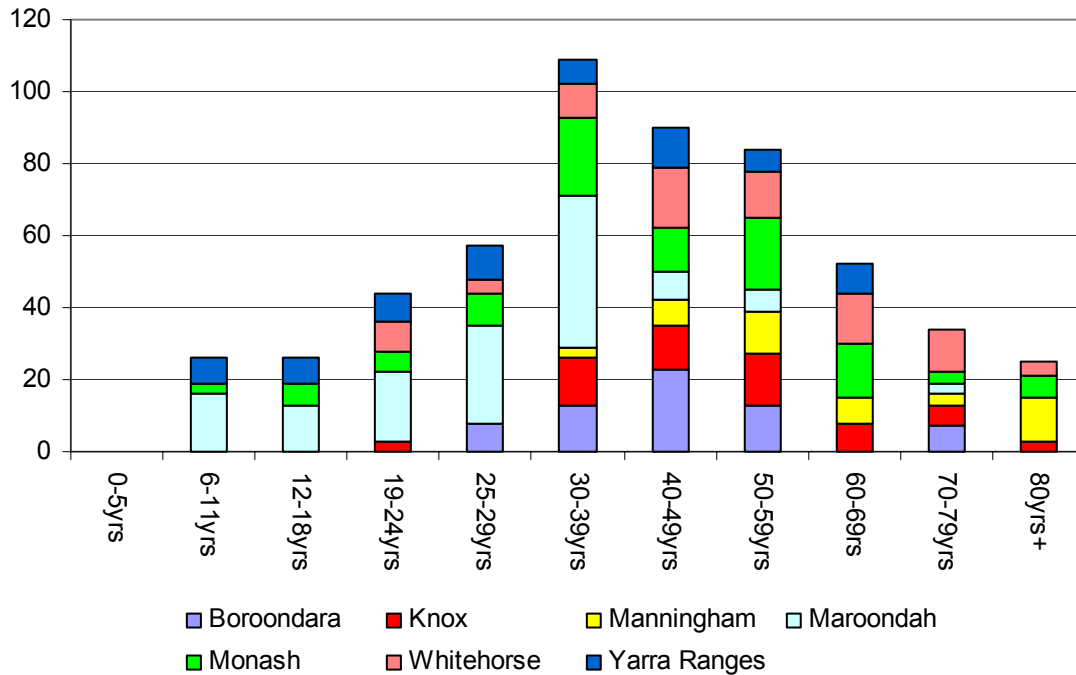
²The figure reflects a count of all people born in Afghanistan by usual place of residence regardless if they were home on Census night or not.

³People who live in other household types e.g. group households and non private dwelling e.g. hospitals and hotels and people who were not at home on Census night are not counted in this graph.

Migrant Information Centre (Eastern Melbourne) August 2007

population lives alone. 57% (332) of the community live in a family where there are one, two or three children and 34% (203) in a family where there are four or more children.

Burmese Born Population in the Eastern Region⁴



There are 547 Burmese born people residing in the Eastern Region.

The largest number 24% (134) reside in the City of Maroondah followed by Monash where 19% (102) of Burmese born people reside⁵. In the 2001 Census 18 Burmese born people resided in the City of Maroondah.

9% of the population is under 18 years of age. Across the region 24% of the total population is in this age cohort. 30% of the Burmese born population is aged between 19-30 years compared to 20% of people in the region being in this age cohort.

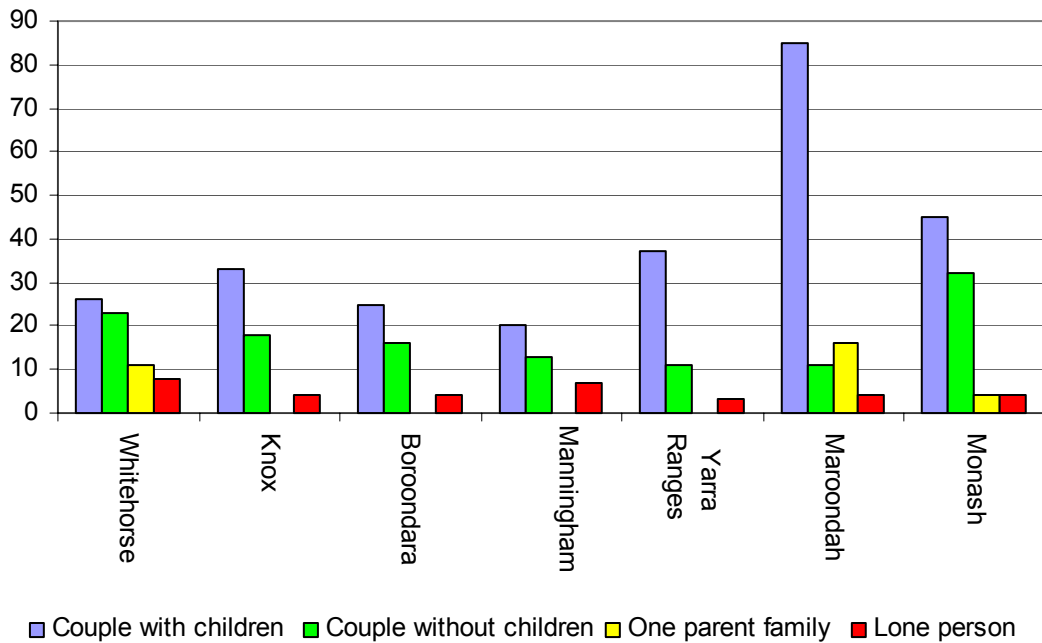
Over 300 people from Burma have settled in the last five years, 90% (314) have settled under the humanitarian program, 47% (149) settling in the year ending June 30 2007.

99% (42) of people born in Thailand are all under 18 years of age indicating that they are the children of Burmese refugees who were living in refugee camps in Thailand. 100% of these children reside in the City of Maroondah.

⁴ The graph reflects a count of all people born in Burma by usual place of residence regardless if they were home on Census night or not.

⁵ Only two people from Burma settled in Monash in the last five years compared to other Eastern Region LGA's where over 90% of the community settled in the last five years.

Burmese Born Population in the Eastern Region by Family Type⁶

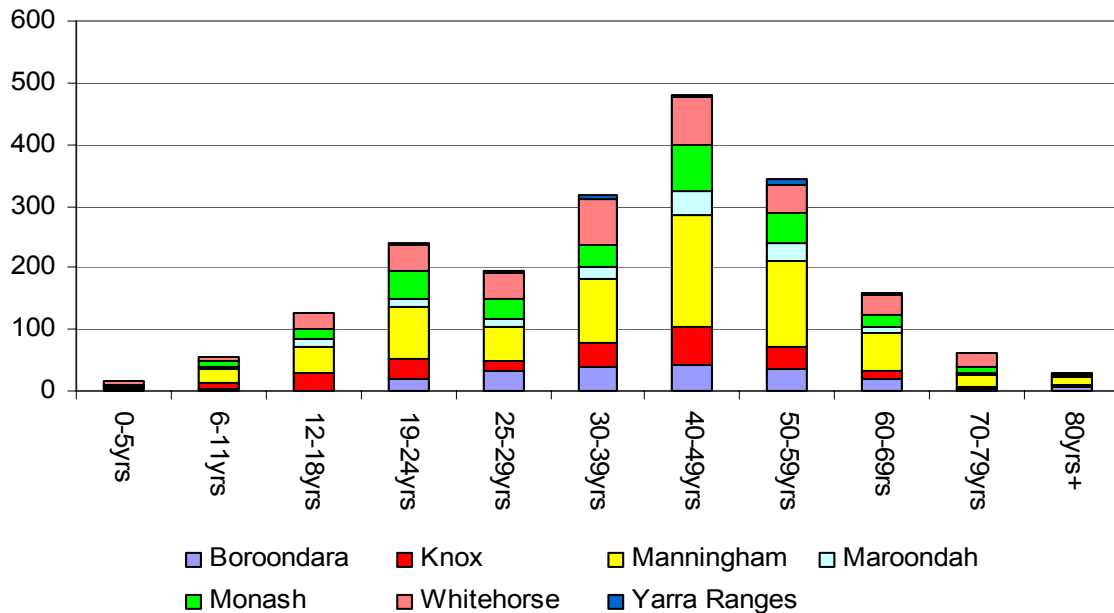


59% (271) of the Burmese born population live in a household of a couple with children, 27% in a household of a couple without children, 7% in a single parent family and 7% of the population lives alone. This compares to a regional average for all people of 60% (501,128) of people who live in a household of a couple with children, 21% (174,556) in a household of a couple without children, 11% (89,508) in a single parent family and 9% (72,719) who live alone.

61% (281) of the Burmese born population live in a family where there are one, two or three children and 5% (21) in a family where there are four or more children. In comparison for all people in the region 66% (549,964) live in a household with one, two or three children and 5% (40,672) in a household with four or more children.

⁶People who live in other household types e.g. group households and non private dwelling e.g. hospitals and hotels and people who were not at home on Census night are not counted in this graph.

Iranian Born Population in the Eastern Region Melbourne⁷



There are 2019 Iranian born people residing in the Eastern Region.

The largest number of the Iran born community 36% (725) reside in the City of Manningham, followed by Whitehorse where 19% (376) of the community live.

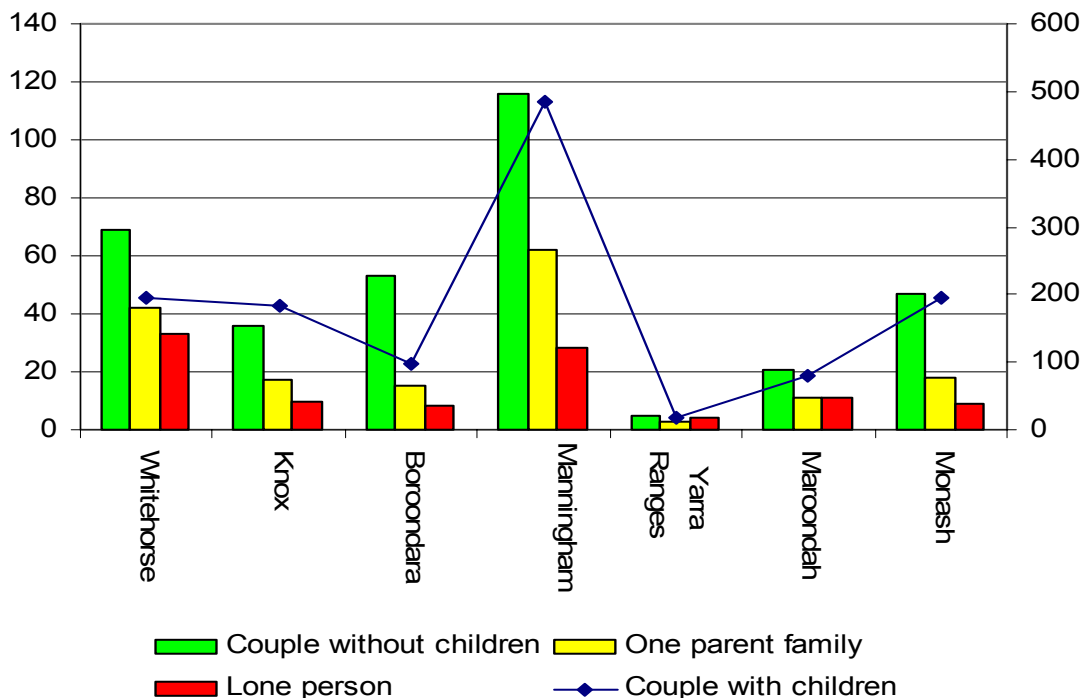
37% of the population is aged between 19-40 years compared to 29% of all people in the region being in this age cohort.

Over the last five years 404 Iranian people have settled in the region; 67 people under the family migration program, 200 people under the humanitarian program and 137 people through the skilled migration program.

The settlement of people from Iran under the humanitarian program is reducing with 13% (25) of entrants settling in the last two years. In comparison 58% (79) of skilled migrants settled in the last two years.

⁷ The graph reflects a count of all people born in Iran by usual place of residence regardless if they were home on Census night or not.

Iranian Born Population in the Eastern Region by Family Type⁸

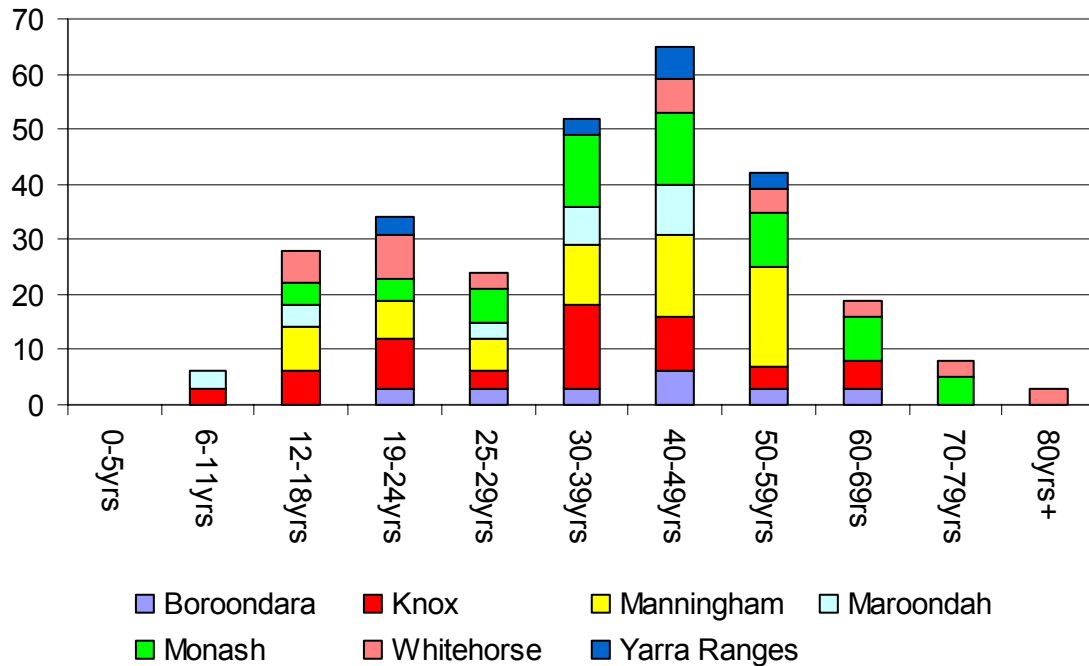


67% (1253) of the Iranian born population live in a household of a couple with children, 19% (347) in a household of a couple without children, 9% (168) in a single parent family and 6% (103) of the population lives alone. This compares to a regional average for all people of 60% (501,128) of people who live in a household of a couple with children, 21% (174,556) in a household of a couple without children, 11% (89,508) in a single parent family and 9% (72,719) who live alone.

72% (1360) of the Iranian born population live in family where there are one, two or three children and 3% (61) in a family where there are four or more children. In comparison, for all people in the region, 66% (549,964) live in a household with one, two or three children and 5% (40,672) in a household with four or more children.

⁸People who live in other household types e.g. group households and non private dwelling e.g. hospitals and hotels and people who were not at home on Census night are not counted in this graph.

Iraqi Born Population in the Eastern Region Melbourne⁹



There are 281 Iraqi born people residing in the Eastern Region.

The largest number of the Iraqi born community 23% (65) reside in the City of Manningham, followed by the City Of Knox where 20% (55) of the community live.

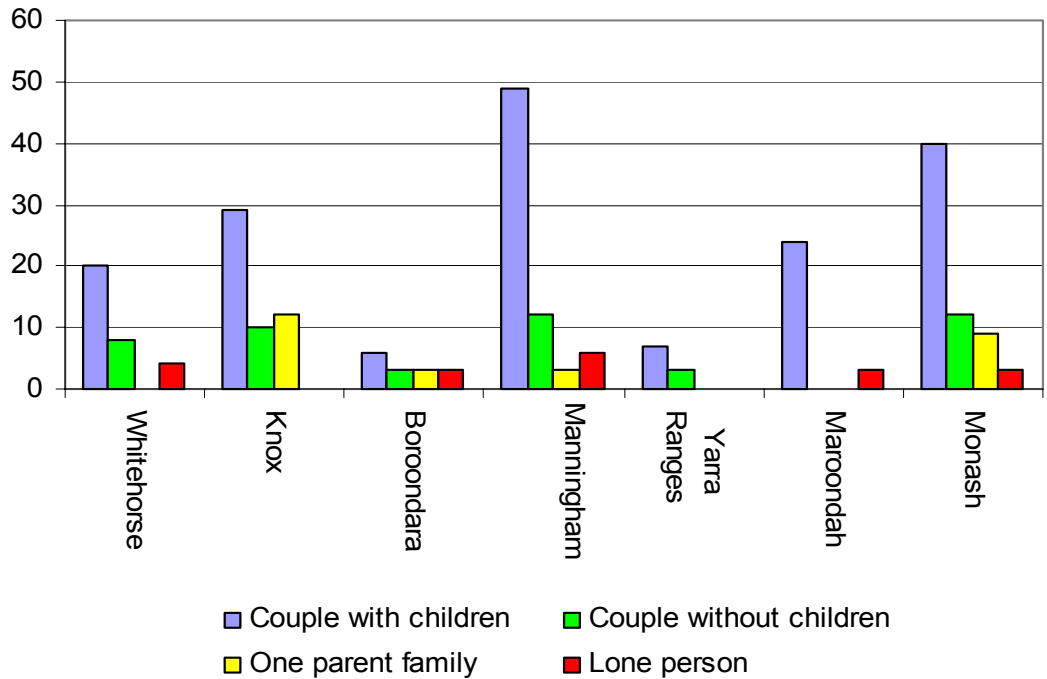
12% of the Iraqi population are aged under 18 years compared to 24% of all people in the region being in this age cohort.

Over the last five years 59 Iraqi people have settled in the region with 17 people settling under the family program, 26 people under humanitarian programs and through 16 through the skilled migration program.

The settlement of people from Iraq in the Eastern Region has reduced with no settlers arriving in the year ending June 30 2007.

⁹ The graph reflects a count of all people born in Iraq by usual place of residence regardless if they were home on Census night or not.

Iraqi Born Population in the Eastern Region by Family Type¹⁰

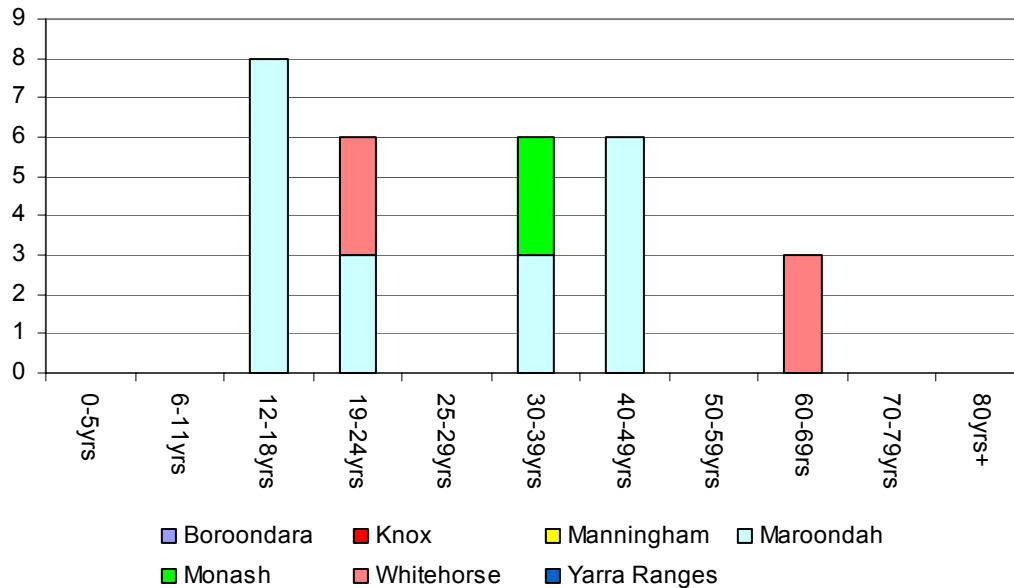


65% (175) of the Iraqi born population live in a household of a couple with children, 18% (48) in a household of a couple without children, 10% (27) in a single parent family and 7% (19) of the population lives alone. This compares to a regional average for all people of 60% (501,128) of people who live in a household of a couple with children, 21% (174,556) in a household of a couple without children, 11% (89,508) in a single parent family and 9% (72,719) who live alone.

71% (191) of the Iraqi born population live in family where there are one, two or three children and 4% (11) in a family where there are four or more children. In comparison, for all people in the region, 66% (549,964) live in a household with one, two or three children and 5% (40,672) in a household with four or more children.

¹⁰People who live in other household types e.g. group households and non private dwelling e.g. hospitals and hotels and people who were not at home on Census night are not counted in this graph.

Liberian Born Population in the Eastern Region¹¹



There are 29 Liberian born people residing in the Eastern Region.

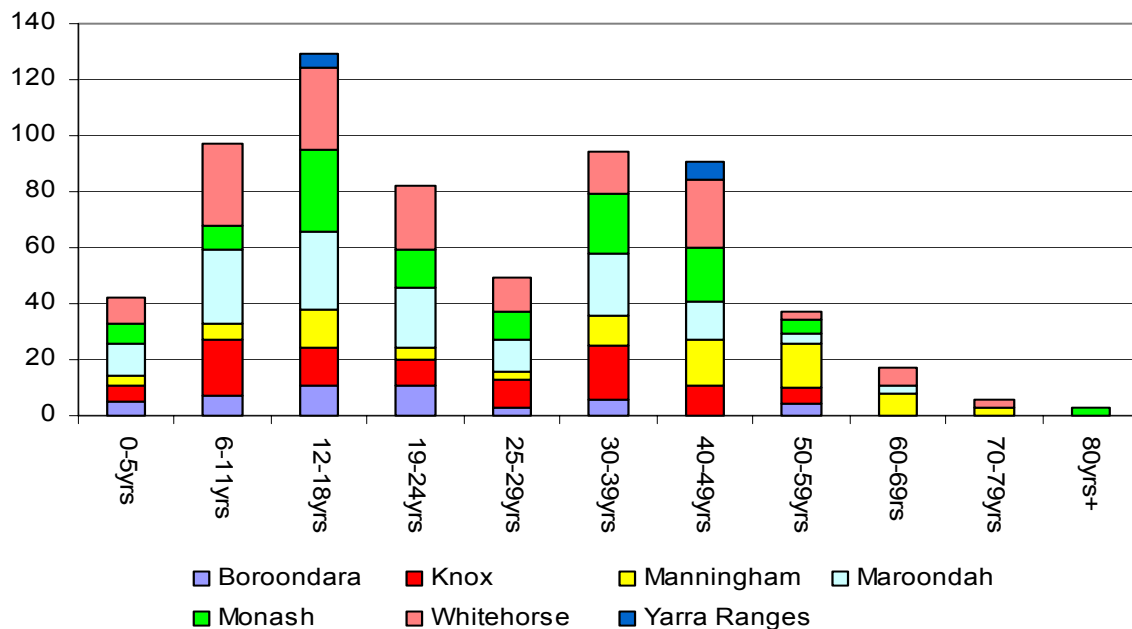
The largest number of Liberian born people 69% (20) reside in the City of Maroondah, followed by Whitehorse where 21% (6) of the community reside. 41% of the population is aged between 19-40 years compared to 29% of all people in the region being in this age cohort.

The Liberian community has settled in the Eastern Region over the last three years under the humanitarian program.

100% of the Liberian community live in a household with children.

¹¹ The graph reflects a count of all people born in Liberia by usual place of residence regardless if they were home on Census night or not.

Sudanese Born Population in the Eastern Region Melbourne¹²



There are 647 Sudanese born people residing in the Eastern Region.

The largest number of Sudanese born people 23% (153) reside in the City of Whitehorse, followed by Maroondah where 22% (141) of the community reside.

In the City of Manningham Sudanese born people have largely settled in Australia for a longer period of time. The 2001 Census recorded 82 people born in Sudan residing in Manningham, the 2007 Census recorded 84 Sudanese born people. The Sudanese born population in Manningham is largely from Northern Sudan whereas in the other Eastern Region local government areas the Sudanese population are predominately from Southern Sudan.

In the 2001 Census no Sudanese born people were living in the City of Maroondah and 38 people were living in the City of Whitehorse.

The Sudanese community is significantly younger than the regional average. 41% of the Sudanese population is under 18 years of age compared to 24% of the regional population who are in this age cohort. Similarly the Sudanese community has a significantly lower percentage of people aged 60 years or over with 4% of the population in this cohort compared to 19% for the region.

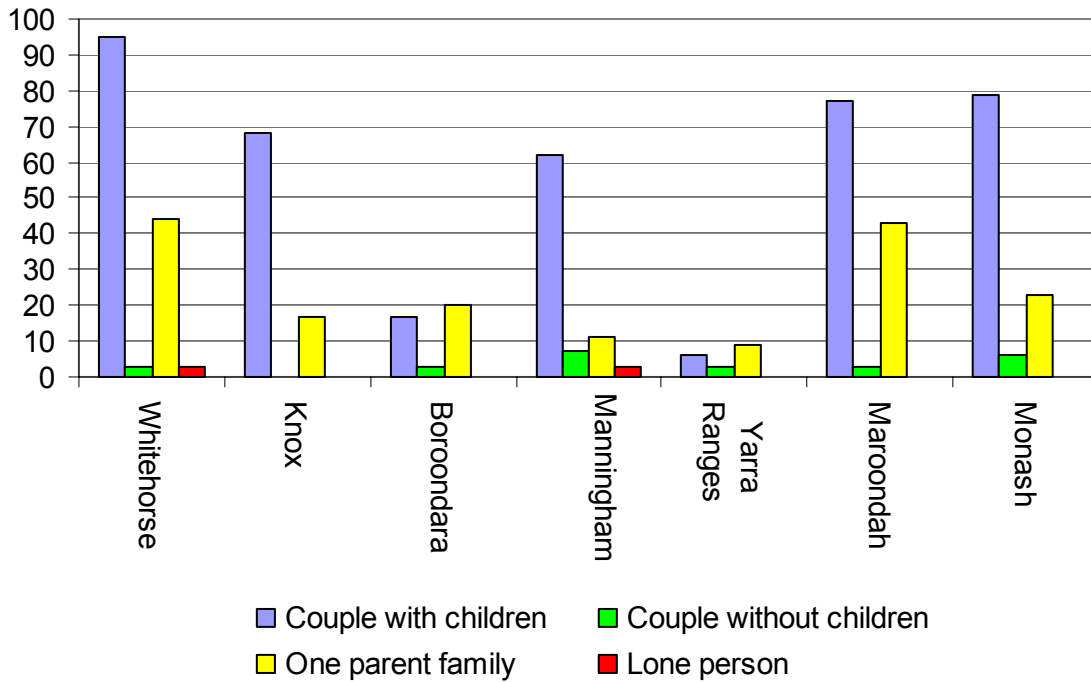
Over the last five years nearly 500 Sudanese people have settled in the region, 26% settling in the last two years. 97% of all Sudanese settling have done so through the humanitarian program.

People born in Kenya (43) and Uganda (19) who settled under the humanitarian program are all 18 years of age or less with 98% (61) being under the age of 12, indicating that they are the children of Sudanese refugees who were living in refugee

¹² The graph reflects a count of all people born in Sudan by usual place of residence regardless if they were home on Census night or not.

camps in these two countries prior to resettlement in Australia. The majority of these children are living in the cities of Maroondah and Whitehorse.

Sudanese Born Population in the Eastern Region by Family Type¹³



67% (404) of the Sudanese born population live in a household of a couple with children, 4% (25) in a household of a couple without children, 28% (167) in a single parent family and 1% (6) of the population lives alone. This compares to a regional average for all people of 60% (501,128) of people who live in a household of a couple with children, 21% (174,556) in a household of a couple without children, 11% (89,508) in a single parent family and 9% (72,719) who live alone.

40% (242) of the Sudanese born population live in family where there are one, two or three children and 55% (329) in a family where there are four or more children. In comparison, for all people in the region, 66% (549,964) live in a household with one, two or three children and 5% (40,672) in a household with four or more children.

¹³People who live in other household types e.g. group households and non private dwelling e.g. hospitals and hotels and people who were not at home on Census night are not counted in this graph.