

## TABLE OF CONTENTS

### City of Knox

#### Department of Immigration and Citizenship Settlement Database

Settlement in the City of Knox by Migration Stream - July 1 2002 to June 30 2007

Settlement by Country of Birth - July 1 2002 to June 30 2007

#### ABS Census 2006

- Summary of Languages spoken at home

#### Tables

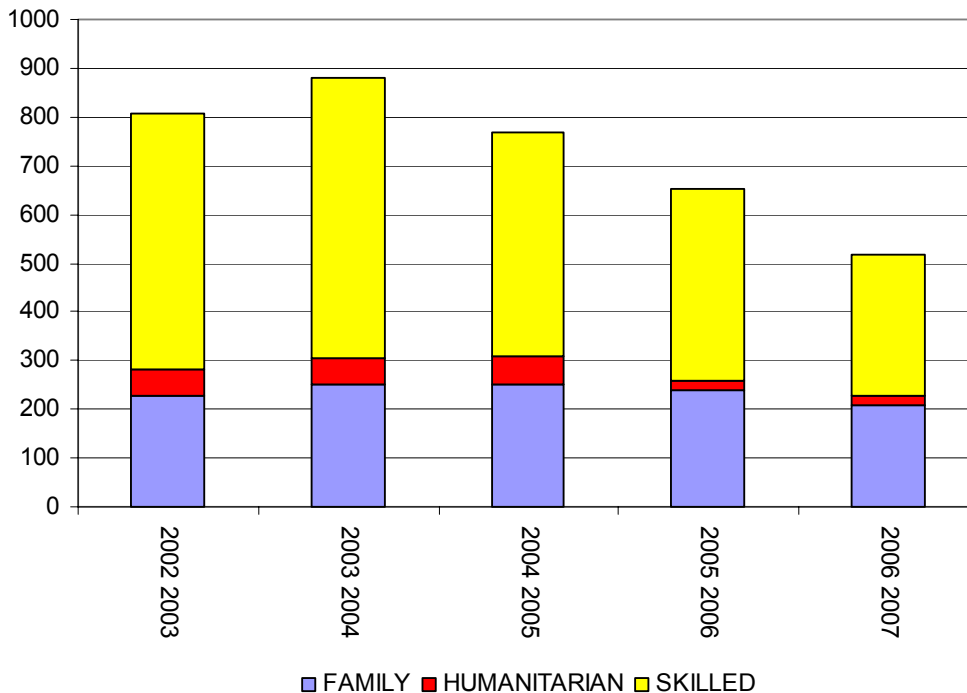
- Figures of top 50 languages spoken (ABS Census 2001 and ABS Census 2006)
- Figures of top 50 languages by age
- Percentage of language groups within age cohorts for the top 50 languages

### Graphs

#### Language

- Fifteen largest language groups by the percentage of the community by age cohort percentage
- Fifteen language groups with the highest percentage of their population under 18 years of age
- Fifteen language groups with the highest percentage of their population aged between 19 and 29 years
- Fifteen language groups with the highest percentage of their population aged between 30 and 49 years
- Fifteen language groups with the highest percentage of their population aged between 50 and 69 years
- Fifteen language groups with the highest percentage of their population aged 70 years or over

## Settlement in the City of Knox by Migration Stream July 1 2002 to June 2007<sup>1</sup>



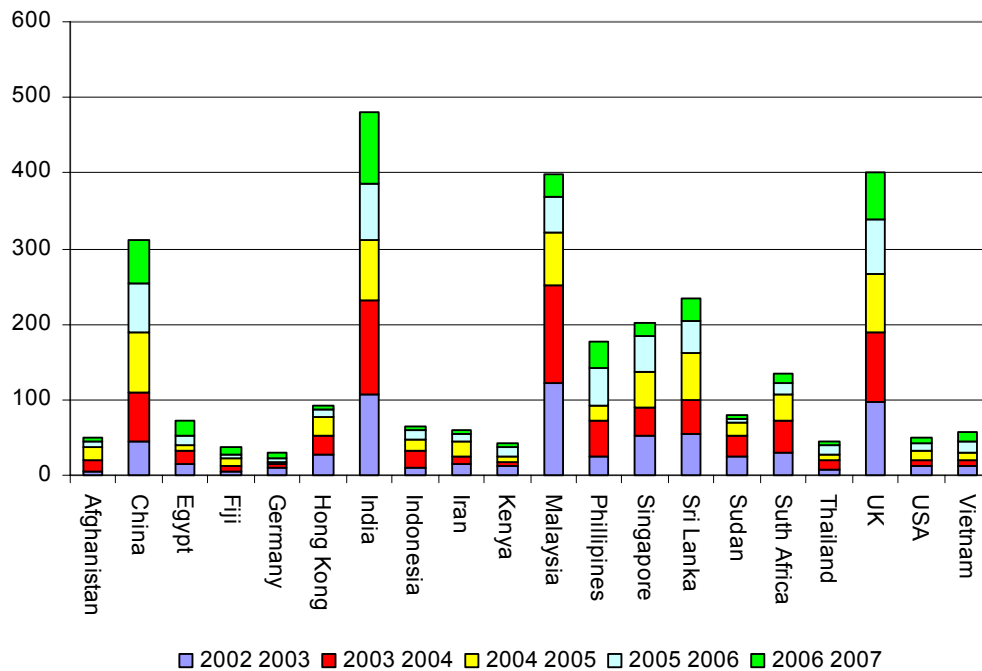
Over 3600 people have settled in the City of Knox in the period July 1 2002 to June 30 2007 which represented 10% of all people settling in the Eastern Region. The largest number of people entered in 2003/2004 - 24% (882).

Nine percent of all skilled (2249), 12% (1179) of family stream migrants and 14% (200) of humanitarian entrants settling in the Eastern Region in the five years ending June 30 2007 settled in Knox.

The largest number 62% (2249) of all entrants in the City of Knox settled under the Skilled Migration program, followed by 32% (1179) under the Family Migration Program and 6% (200) under the Humanitarian program.

<sup>1</sup> Data is sourced from the Department of Immigration and Citizenship's Settlement Database

### Settlement by Country of Birth - July 1 2002 to June 30 2007<sup>2</sup>



People from 119 countries settled in Knox in the five years ending June 30 2007. The largest community settling in the City of Knox were born in India (480) followed by the United Kingdom (402), Malaysia (399) and China (312).

People from 119 countries settled in Knox in the five years ending June 30th 2007.

Newer communities settling in the City of Knox are people from Sudan.

<sup>2</sup> Data is sourced from the Department of Immigration and Citizenship's Settlement Database August 2007

## Languages spoken by residents in the City of Knox<sup>3</sup>

- There is a total population of 146743 people living in the City of Knox. 79% (116142) of people speak English at home whilst 18% (25653) speak a language other than English at home.<sup>4</sup> The number of people who do not speak at English at home has risen by 12% (2768) since the ABS Census of 2001.
- One hundred and eighteen languages are spoken at home by people residing in Knox.
- The largest number of people speaking a language other than English speak Cantonese (3494) this is a 9% (274) increase in the number of Cantonese speakers from the ABS Census of 2001. The number of people speaking the second largest language group (other than English), Italian has decreased by 8% (186) to 2212. The third largest language group other than English is Mandarin where the number of people speaking Mandarin at home has increased by 55% (691) since the last census in 2001. Across the Eastern Region the number of people speaking Mandarin at home increased 66% from 17493 in 2001 to 29056 in the 2006 Census.
- The Sinhalese speaking community in the City of Knox has increased since the ABS Census of 2001 by 54% (332) to 944 people. The Hindi speaking community has increased by 52% (228) to 670 people. The number of people speaking other Indian languages has also increased, Punjabi by 21% (63) to 358 people, Malayalam by 218% (72) to 105 people, Bengali by 195% (82) to 124 people and Gujarati by 103% (41) to 81 people. Other communities where there was a significant increase in population between the 2001 Census and the 2006 Census include Korean 233% (98) to 140 people, Indonesian 55% (91) to 257 people and Tamil 62% (284) to 739 people.
- A number of the older communities in the City of Knox who primarily settled in the 1950's and 1960's have seen a decrease in the populations between the 2001 and 2006 Census. For example the Hungarian speaking community decreased by 13% (71), the Dutch by 20% (122) and the Polish community by 6% (41) to 701 people.
- Across the region 24% (230614) of the population is 18 years of age or less. Twenty eight percent (32394) of the English speaking and 21% (5315) of people who speak a language other than English at home are aged 18 years or less. Twenty eight percent (574) of the Mandarin, 24% of the Cantonese (835), 10% of the Italian (224) and 22% (432) of the Greek speaking communities are aged 18 years or less.
- Across the region 15% (140693) of the population is aged between 19 and 29 years. In the City of Knox 14% (21045) of the community is in this age group. In the larger communities 14% (478) of the Cantonese speaking community is in this age group, 8% (1730) of the Italian, 12% (250) of the Mandarin, 14% (272) of the Greek and 17% (186) of the Arabic speaking communities are in this age cohort.
- Thirty four percent (8798) of people who speak a language other than English at home and 29% (33947) of the English speaking population are aged between 30 and 49 years. In the larger communities including the Mandarin speaking community 37% (754) of the community are in this age group, 39% (785) of the Greek, 34% (1178) of the Cantonese, 31% (344) of the Arabic and 37% (824) of the Italian speaking community are aged between 30 and 49 years. In the Eastern Region 29% (274391) of the population is in this age group and in the City of Knox 30% (43947) of people are aged between 30 and 49 years.

---

<sup>3</sup> All figures are sourced from the ABS Census 2006

<sup>4</sup> A further 3% (4821) of responses were either not stated, non-verbal, and invented languages or not indicated whilst 75 people communicated using Auslan or sign language. Migrant Information Centre (Eastern Melbourne) September 2007

- Across the City of Knox 7% (10780) of all people are aged 70 years or greater and 22% (2325) of the population is in this age group speak a language other than English at home. Seventy six percent (106) of the Latvian speaking community is in this age group, 42% (204) of the Dutch, 41% (527) of the German and 30% (146) of the Hungarian speaking communities are aged 70 years or greater. Across the region 10% (97784) of the population are in this age group and 22% (21329) of all people in this age cohort speak a language other than English at home.

## Top 50 Languages Spoken in the City of Knox – ABS Census 2001 and 2006<sup>5</sup>

Language	ABS Census 2001	ABS Census 2006	% Change between 2001 and 2006
Afrikaans	111	163	47%
Arabic (incl. Lebanese)	951	1125	18%
Armenian	239	208	-13%
Bengali	42	124	195%
Bosnian	93	64	-31%
Cantonese	3220	3494	9%
Chinese, nfd	230	104	-55%
Croatian	427	391	-8%
Czech	82	69	-16%
Dutch	613	491	-20%
English	115461	116142	1%
French	355	331	-7%
German	1480	1294	-13%
Greek	1931	1998	3%
Gujarati	40	81	103%
Hakka	103	98	-5%
Hindi	442	670	52%
Hokkien	246	215	-13%
Hungarian	563	492	-13%
Indonesian	166	257	55%
Italian	2398	2212	-8%
Japanese	71	125	76%
Khmer	349	424	21%
Korean	42	140	233%
Lao	167	165	-1%
Latvian	135	139	3%
Macedonian	145	136	-6%
Malay	81	63	-22%
Malayalam	33	105	218%
Maltese	117	110	-6%
Mandarin	1347	2038	51%
Marathi	31	68	119%
Nepali	16	67	319%
Pashto	69	64	-7%
Persian	307	523	70%
Polish	742	701	-6%
Punjabi	295	358	21%
Romanian	158	185	17%
Russian	103	141	37%
Serbian	371	347	-6%
Sinhalese	612	944	54%
Slovak	42	36	-14%
Slovene	54	54	0%
Southern Asian, nfd	97	78	-20%
Spanish	632	654	3%
Tagalog (Filipino)	631	731	16%
Tamil	455	739	62%

<sup>5</sup> Data is sourced from ABS Census 2001 and ABS Census 2006

<b>Language</b>	<b>ABS Census 2001</b>	<b>ABS Census 2006</b>	<b>% Change between 2001 and 2006</b>
Telugu	55	99	80%
Teochew	108	185	71%
Thai	79	131	66%
Turkish	212	190	-10%
Urdu	96	98	2%
Vietnamese	773	935	21%
Other Languages	728	999	37%
Sign Languages, nfd	12	7	-42%
Auslan	40	68	70%
Makaton	3	0	-100%
Sign Languages, nec inadequately described	6	0	-100%
Non-verbal so described	262	52	-80%
Not stated	91	203	123%
Not stated	4527	4618	2%
<b>Total</b>	<b>143287</b>	<b>146743</b>	<b>2%</b>

**Table 2 Top 50 Languages Spoken in the City of Knox by Age**

	0-5 yrs	6 - 11 yrs	12-18 yrs	19-24 yrs	25-29 yrs	30-39 yrs	40-49 yrs	50-59 yrs	60-69 yrs	70- 79yrs	80 yrs+	Total
Afrikaans	4	3	11	11	8	34	31	41	14	3	3	163
Arabic	58	96	153	103	83	145	199	146	97	38	7	1,125
Armenian	10	24	20	15	5	27	42	23	19	15	8	208
Bengali	12	4	18	8	6	22	32	13	6	0	3	124
Bosnian	3	5	3	9	8	11	9	12	4	0	0	64
Cantonese	170	280	385	278	200	405	773	644	199	118	42	3,494
Chinese, nfd	4	11	16	7	3	8	17	22	5	5	6	104
Croatian	6	17	30	27	22	47	68	69	70	25	10	391
Czech	3	6	3	8	3	8	4	19	8	4	3	69
Dari	15	12	36	33	13	23	31	15	5	6	0	189
Dutch	6	5	3	3	7	28	34	95	106	133	71	491
Filipino	9	7	27	17	23	59	73	87	27	3	3	335
French	9	11	22	17	17	36	72	77	45	19	6	331
German	20	30	43	26	25	89	102	150	282	283	244	1,294
Greek	121	159	152	138	134	424	361	210	186	94	19	1,998
Gujarati	11	6	3	6	17	25	7	6	0	0	0	81
Hakka	9	3	7	6	6	14	15	18	11	6	3	98
Hindi	43	53	69	55	58	128	149	78	22	12	3	670
Hokkien	4	8	7	12	6	23	51	61	19	13	11	215
Hungarian	10	12	11	16	12	42	58	97	88	82	64	492
Indonesian	21	24	24	12	19	64	44	27	13	6	3	257
Italian	57	86	81	75	98	373	451	349	318	240	84	2,212
Japanese	16	11	21	9	0	24	16	13	6	6	3	125



	0-5 yrs	6 - 11 yrs	12-18 yrs	19-24 yrs	25-29 yrs	30-39 yrs	40-49 yrs	50-59 yrs	60-69 yrs	70- 79yrs	80 yrs+	Total
Khmer	32	26	32	47	38	97	78	47	15	9	3	424
Korean	13	21	31	9	5	25	22	8	3	0	3	140
Lao	7	9	19	16	17	24	34	27	6	6	0	165
Latvian	0	3	3	6	0	0	7	6	8	20	86	139
Macedonian	3	7	9	7	7	37	15	31	12	5	3	136
Malayalam	6	10	10	9	3	23	32	6	3	3	0	105
Maltese	0	3	5	7	3	8	18	31	17	12	6	110
Mandarin	153	206	215	157	93	325	429	269	130	49	12	2,038
Marathi	8	6	3	5	8	16	13	9	0	0	0	68
Nepali	5	14	8	8	0	19	9	0	4	0	0	67
Persian (excluding Dari)	10	39	43	33	28	49	67	40	12	7	6	334
Polish	22	24	68	53	43	57	121	199	32	34	48	701
Punjabi	33	36	33	19	26	74	64	38	22	10	3	358
Romanian	9	12	13	10	8	46	37	22	15	10	3	185
Russian	7	10	14	14	8	14	33	24	11	6	0	141
Serbian	17	27	34	26	28	47	67	61	21	10	9	347
Sinhalese	45	76	102	74	48	137	230	156	36	19	21	944
Southern Asian Languages, nfd	8	9	4	0	7	19	11	8	6	3	3	78
Spanish	31	35	43	57	47	97	113	124	80	17	10	654
Tagalog	15	19	23	22	33	81	103	67	15	15	3	396
Tamil	41	66	70	54	22	126	158	130	43	18	11	739
Telugu	6	4	19	7	5	16	35	7	0	0	0	99

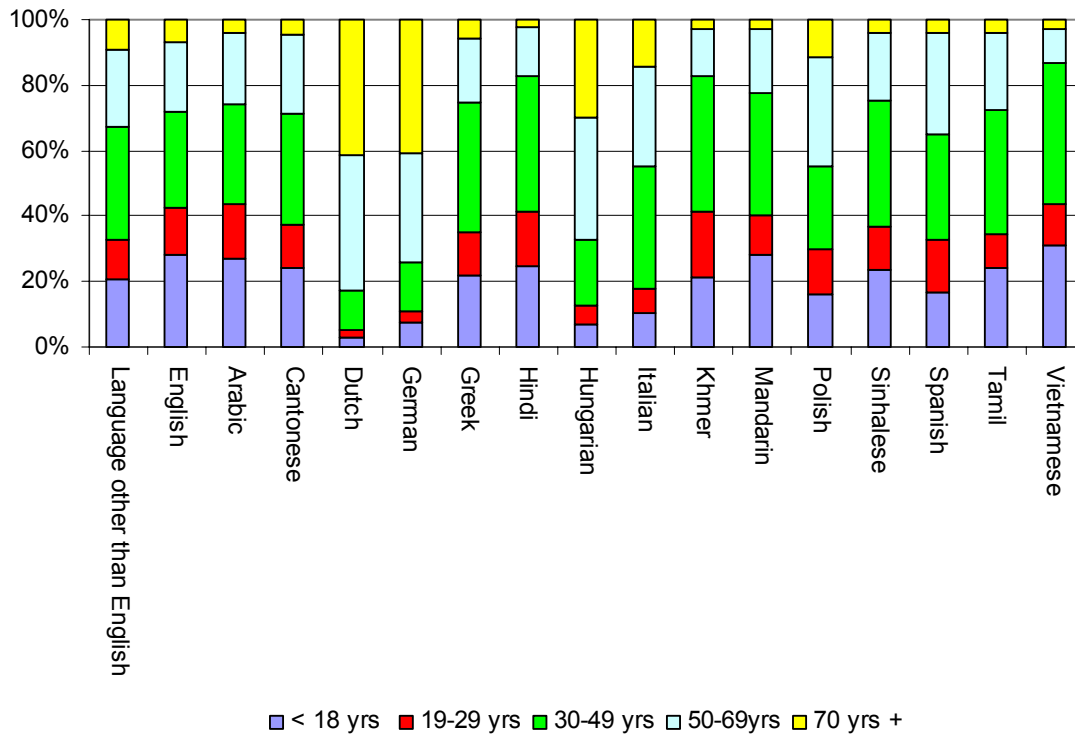
	0-5 yrs	6 - 11 yrs	12-18 yrs	19-24 yrs	25-29 yrs	30-39 yrs	40-49 yrs	50-59 yrs	60-69 yrs	70- 79yrs	80 yrs+	Total
Teochew	14	15	24	22	10	32	28	15	14	8	3	185
Thai	8	14	14	4	9	32	38	12	0	0	0	131
Turkish	12	15	23	14	9	40	29	28	10	7	3	190
Urdu	13	10	8	11	10	27	7	6	6	0	0	98
Vietnamese	96	103	93	64	54	221	179	70	28	16	11	935
Other languages	75	96	109	86	69	205	229	164	96	51	36	1,216
Language other than English	1,310	1,788	2,217	1,732	1,411	3,953	4,845	3,877	2,195	1,446	879	25,653
Not stated	489	328	425	359	233	554	606	530	382	342	370	4,618
Inadequately described	11	3	9	0	8	6	6	6	0	0	3	52
Non-verbal, so described	189	4	0	3	7	0	0	0	0	0	0	203
Sign Languages, nfd	0	0	3	4	0	0	0	0	0	0	0	7
Auslan	3	3	8	4	3	13	17	6	11	0	0	68
<b>Total</b>	<b>10,830</b>	<b>12,287</b>	<b>16,067</b>	<b>12,239</b>	<b>8,806</b>	<b>20,939</b>	<b>23,008</b>	<b>20,246</b>	<b>11,541</b>	<b>6,451</b>	<b>4,329</b>	<b>146,743</b>
% of pop who speak a language other than English	12%	15%	14%	14%	16%	19%	21%	19%	19%	22%	20%	17%
% of population in this age group	7%	8%	11%	8%	6%	14%	16%	14%	8%	4%	3%	

**Table 3 Percentage of Language Group within Age Cohorts for the Top 50 Languages Spoken in the City of Knox**

	0-5 yrs	6 – 11 yrs	12-18 yrs	19-24 yrs	25-29 yrs	30-39 yrs	40-49 yrs	50-59 yrs	60-69 yrs	70-79 yrs	80 yrs+
Afrikaans	2%	2%	7%	7%	5%	21%	19%	25%	9%	2%	2%
Arabic	5%	9%	14%	9%	7%	13%	18%	13%	9%	3%	1%
Armenian	5%	12%	10%	7%	2%	13%	20%	11%	9%	7%	4%
Bengali	10%	3%	15%	6%	5%	18%	26%	10%	5%	0%	2%
Bosnian	5%	8%	5%	14%	13%	17%	14%	19%	6%	0%	0%
Cantonese	5%	8%	11%	8%	6%	12%	22%	18%	6%	3%	1%
Chinese, nfd	4%	11%	15%	7%	3%	8%	16%	21%	5%	5%	6%
Croatian	2%	4%	8%	7%	6%	12%	17%	18%	18%	6%	3%
Czech	4%	9%	4%	12%	4%	12%	6%	28%	12%	6%	4%
Dari	8%	6%	19%	17%	7%	12%	16%	8%	3%	3%	0%
Dutch	1%	1%	1%	1%	1%	6%	7%	19%	22%	27%	14%
Filipino	3%	2%	8%	5%	7%	18%	22%	26%	8%	1%	1%
French	3%	3%	7%	5%	5%	11%	22%	23%	14%	6%	2%
German	2%	2%	3%	2%	2%	7%	8%	12%	22%	22%	19%
Greek	6%	8%	8%	7%	7%	21%	18%	11%	9%	5%	1%
Gujarati	14%	7%	4%	7%	21%	31%	9%	7%	0%	0%	0%
Hakka	9%	3%	7%	6%	6%	14%	15%	18%	11%	6%	3%
Hindi	6%	8%	10%	8%	9%	19%	22%	12%	3%	2%	0%
Hokkien	2%	4%	3%	6%	3%	11%	24%	28%	9%	6%	5%
Hungarian	2%	2%	2%	3%	2%	9%	12%	20%	18%	17%	13%
Indonesian	8%	9%	9%	5%	7%	25%	17%	11%	5%	2%	1%
Italian	3%	4%	4%	3%	4%	17%	20%	16%	14%	11%	4%
Japanese	13%	9%	17%	7%	0%	19%	13%	10%	5%	5%	2%
Khmer	8%	6%	8%	11%	9%	23%	18%	11%	4%	2%	1%
Korean	9%	15%	22%	6%	4%	18%	16%	6%	2%	0%	2%
Lao	4%	5%	12%	10%	10%	15%	21%	16%	4%	4%	0%
Latvian	0%	2%	2%	4%	0%	0%	5%	4%	6%	14%	62%
Macedonian	2%	5%	7%	5%	5%	27%	11%	23%	9%	4%	2%
Malayalam	6%	10%	10%	9%	3%	22%	30%	6%	3%	3%	0%
Maltese	0%	3%	5%	6%	3%	7%	16%	28%	15%	11%	5%
Mandarin	8%	10%	11%	8%	5%	16%	21%	13%	6%	2%	1%
Marathi	12%	9%	4%	7%	12%	24%	19%	13%	0%	0%	0%
Nepali	7%	21%	12%	12%	0%	28%	13%	0%	6%	0%	0%
Persian (excluding Dari)	3%	12%	13%	10%	8%	15%	20%	12%	4%	2%	2%

	0-5 yrs	6 – 11 yrs	12-18 yrs	19-24 yrs	25-29 yrs	30-39 yrs	40-49 yrs	50-59 yrs	60-69 yrs	70-79 yrs	80 yrs+
Polish	3%	3%	10%	8%	6%	8%	17%	28%	5%	5%	7%
Punjabi	9%	10%	9%	5%	7%	21%	18%	11%	6%	3%	1%
Romanian	5%	6%	7%	5%	4%	25%	20%	12%	8%	5%	2%
Russian	5%	7%	10%	10%	6%	10%	23%	17%	8%	4%	0%
Serbian	5%	8%	10%	7%	8%	14%	19%	18%	6%	3%	3%
Sinhalese	5%	8%	11%	8%	5%	15%	24%	17%	4%	2%	2%
Southern Asian Languages, nfd	10%	12%	5%	0%	9%	24%	14%	10%	8%	4%	4%
Spanish	5%	5%	7%	9%	7%	15%	17%	19%	12%	3%	2%
Tagalog	4%	5%	6%	6%	8%	20%	26%	17%	4%	4%	1%
Tamil	6%	9%	9%	7%	3%	17%	21%	18%	6%	2%	1%
Telugu	6%	4%	19%	7%	5%	16%	35%	7%	0%	0%	0%
Teochew	8%	8%	13%	12%	5%	17%	15%	8%	8%	4%	2%
Thai	6%	11%	11%	3%	7%	24%	29%	9%	0%	0%	0%
Turkish	6%	8%	12%	7%	5%	21%	15%	15%	5%	4%	2%
Urdu	13%	10%	8%	11%	10%	28%	7%	6%	6%	0%	0%
Vietnamese	10%	11%	10%	7%	6%	24%	19%	7%	3%	2%	1%
Other languages	6%	8%	9%	7%	6%	17%	19%	13%	8%	4%	3%
Language other than English	5%	7%	9%	7%	6%	15%	19%	15%	9%	6%	3%
English	8%	9%	12%	9%	6%	14%	15%	14%	8%	4%	3%
Not stated	11%	7%	9%	8%	5%	12%	13%	11%	8%	7%	8%
Inadequately described	21%	6%	17%	0%	15%	12%	12%	12%	0%	0%	6%
Non-verbal, so described	93%	2%	0%	1%	3%	0%	0%	0%	0%	0%	0%
Sign Languages, nfd	0%	0%	43%	57%	0%	0%	0%	0%	0%	0%	0%
Auslan	4%	4%	12%	6%	4%	19%	25%	9%	16%	0%	0%
<b>Total</b>	<b>7%</b>	<b>8%</b>	<b>11%</b>	<b>8%</b>	<b>6%</b>	<b>14%</b>	<b>16%</b>	<b>14%</b>	<b>8%</b>	<b>4%</b>	<b>3%</b>
% of pop who speak a language other than English	12%	15%	14%	14%	16%	19%	21%	19%	19%	22%	20%

**The largest 15 language groups by the percentage of the community by age cohort percentage in the City of Knox**



Thirty five percent (33) of the Korean speaking community are aged 18 years or less. Twenty eight percent (32394) of the English speaking and 21% (5315) of people who speak a language other than English at home are aged 18 years or less. Twenty four percent (230614) of the total regional population is aged 18 years or less. Twenty eight percent (574) of the Mandarin, 24% of the Cantonese (835), 10% of the Italian (224) and 22% (432) of the Greek speaking communities are aged 18 years or less. In some smaller communities the percentage of the population in this age cohort is significantly larger. In the Dinka speaking community 71% (15), 59% (17) of the Nuer, 46% (65) of the Korean and 33% (63) of the Dari speaking communities are in this age group. Across the City of Knox 27% (39184) of the population are aged 18 years or less and 14% (5315) of all people in this age group speak a language other than English at home.

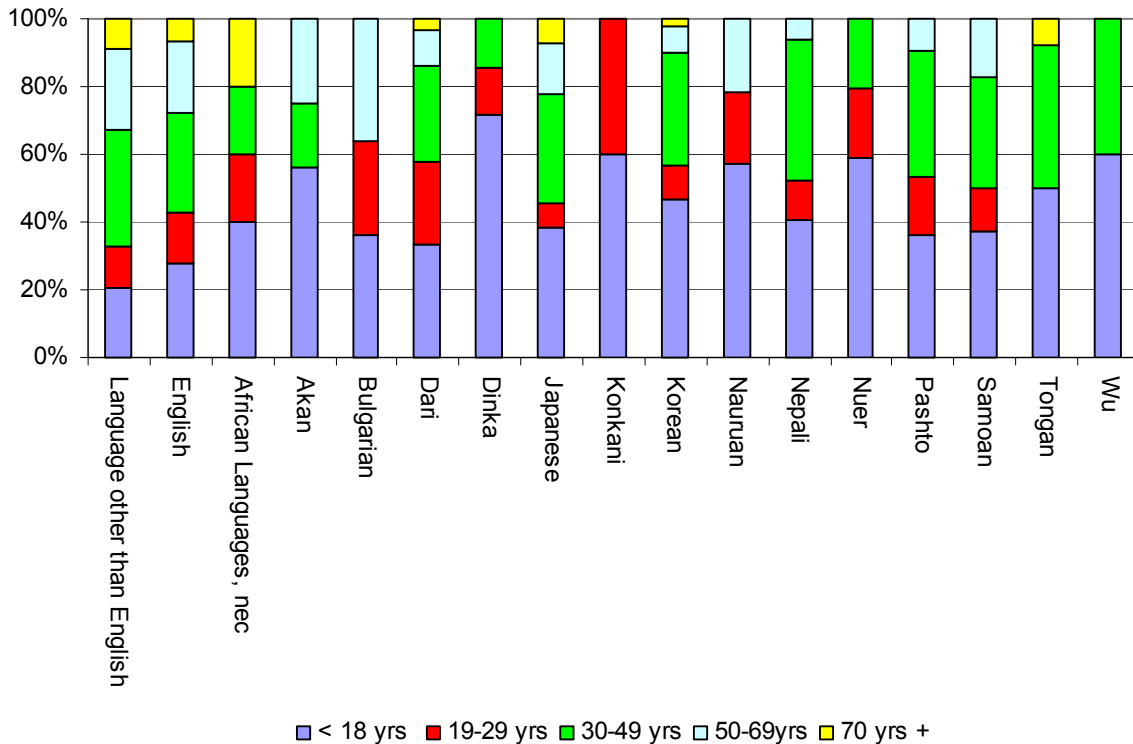
Across the City of Knox 15% of the English speaking (17281) and 12% (3143) of people who speak a language other than English at home are aged between 19 and 29 years of age. Fourteen percent (478) of the Cantonese speaking community is in this age group, 8% (1730) of the Italian, 12% (250) of the Mandarin, 14% (272) of the Greek and 17% (186) of the Arabic speaking communities are in this age cohort. In the Eastern Region 15% (140693) of the population are aged between 19 and 29 years and in the City of Knox 14% (21045) of the community is in this age group.

Twenty nine percent (33947) of people who speak English at home and 34% (8798) of people who speak a language other than English at home are aged between 30 and 49 years. In the Mandarin speaking community 37% (754) of the community is in this age group, 39% (785) of the Greek, 34% (1178) of the Cantonese (1178), 31% (344) of the Arabic (525) and 37% (824) of the Italian speaking communities are aged between 30 and 49 years. In the Eastern Region 29% (274391) of the population is in this age group and in the City of Knox 30% (43947) of people are aged between 30 and 49 years.

Across the City of Knox 7% (10780) of all people are aged 70 years or greater and 22% (2325) of the population in this age group speak a language other than English at home. Seventy six percent (106) of the Latvian speaking community is in this age group, 42% (204) of the Dutch, 41% (527) of the German, 30% (146) of the

Hungarian speaking communities are aged 70 years or greater. Across the region 10% (97784) of the population are in this age group and 22% (21329) of all people in this age cohort speak a language other than English at home.

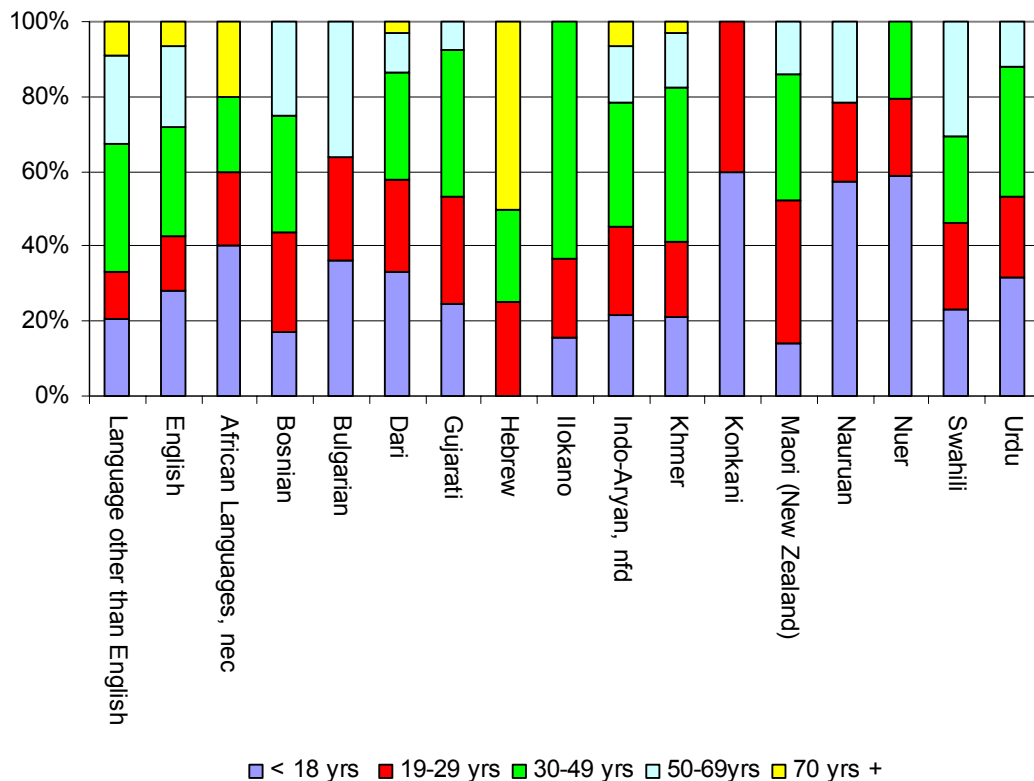
**Fifteen language groups with the highest percentage of their population aged 18 years or less in the City of Knox**



Twenty eight percent (32394) of the English speaking and 21% (5315) of people who speak a language other than English at home are aged 18 years or less. In a number of smaller communities a significant percentage of their population is in this age group. For example 71% (15) of the Dinka, 60% (9) of the Wu, 59% (17) of the Nuer, 50% (20) of the Tongan and 46% (65) of the Korean speaking communities are in this age group.

In other communities the percentage of the community in this age group are 28% of both the Mandarin (574) and Persian (92) speaking communities, 24% (835) of the Cantonese, 27% (307) of the Arabic, 24% (223) of the Sinhalese and 21% (90) of the Khmer speaking populations are in this age group. Across the City of Knox 27% (39184) of the population is aged 18 years or less. Across the region 24% (230614) of the population is in this age group.

**Fifteen language groups with the highest percentage of their population aged between 19 and 29 years in the City of Knox**



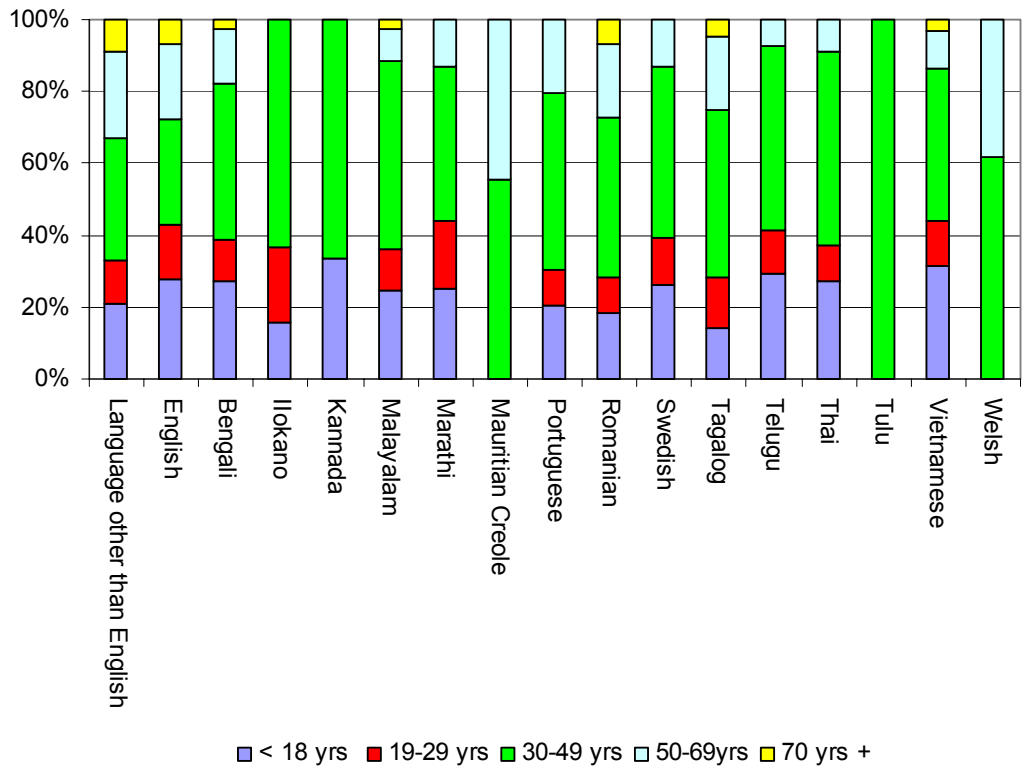
Across the region 15% (140693) of the population is in this age group. In the City of Knox 14% (21045) of the community is in this age group.

In a number of smaller communities a significant percentage of their population is in this age group. In the Gujarati speaking community 28% (23) are aged between 19 and 29 years, in the Bosnian speaking community 27% (17), in the Dari speaking community 24% (46) and in the Urdu speaking community 21% (21) are in this age group.

In the larger communities 14% (478) of the Cantonese speaking community is in this age group, 8% (1730) of the Italian, 12% (250) of the Mandarin, 14% (272) of the Greek and 17% (186) of the Arabic speaking communities are in this age cohort.



**Fifteen language groups with the highest percentage of their population aged between 30 and 49 years in the City of Knox**



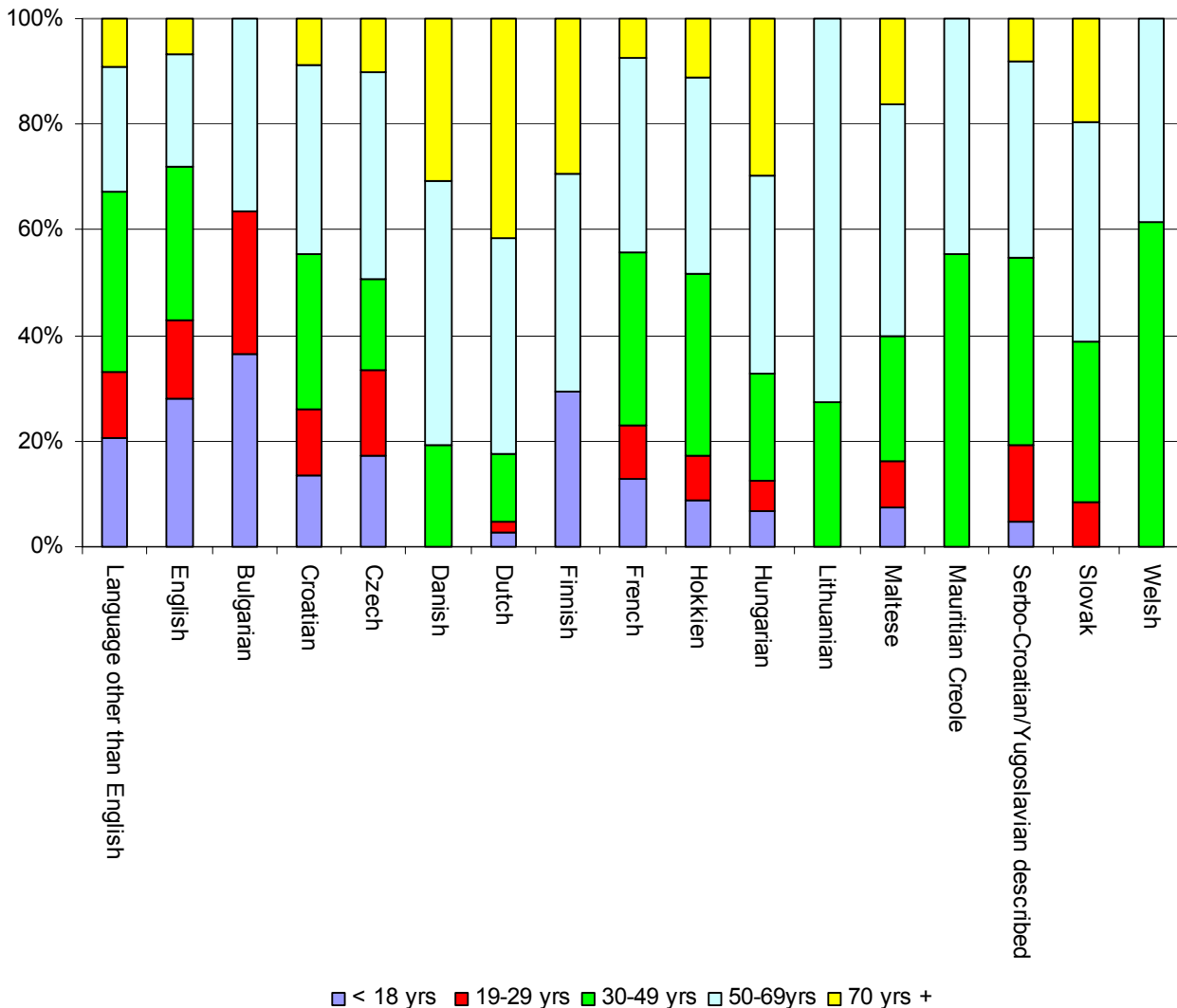
Thirty four percent (8798) of people who speak a language other than English at home and 29% (33947) of the English speaking population are aged between 30 and 49 years.

The fifteen communities who have the largest percentage of their communities in this age group include the Tulu<sup>6</sup> speaking community where 100% (12) of the community are in this age group. The Kannada speaking community has 67% (28) of their community aged between 30 and 49 years, the Thai community 53% (70), the Malayalam 52% (55) and the Telgu 52% (51) are in this age group.

In larger communities including the Mandarin speaking community 37% (754) of the community are in this age group, 39% (785) of the Greek, 34% (1178) of the Cantonese, 31% (344) of the Arabic and 37% (824) of the Italian speaking community are aged between 30 and 49 years. In the Eastern Region 29% (274391) of the population is in this age group and in the City of Knox 30% (43947) people are aged between 30 and 49 years.

<sup>6</sup> Tulu and Kannada languages are spoken in India.

**Fifteen language groups with the highest percentage of their population aged between 50 and 69 years in the City of Knox**

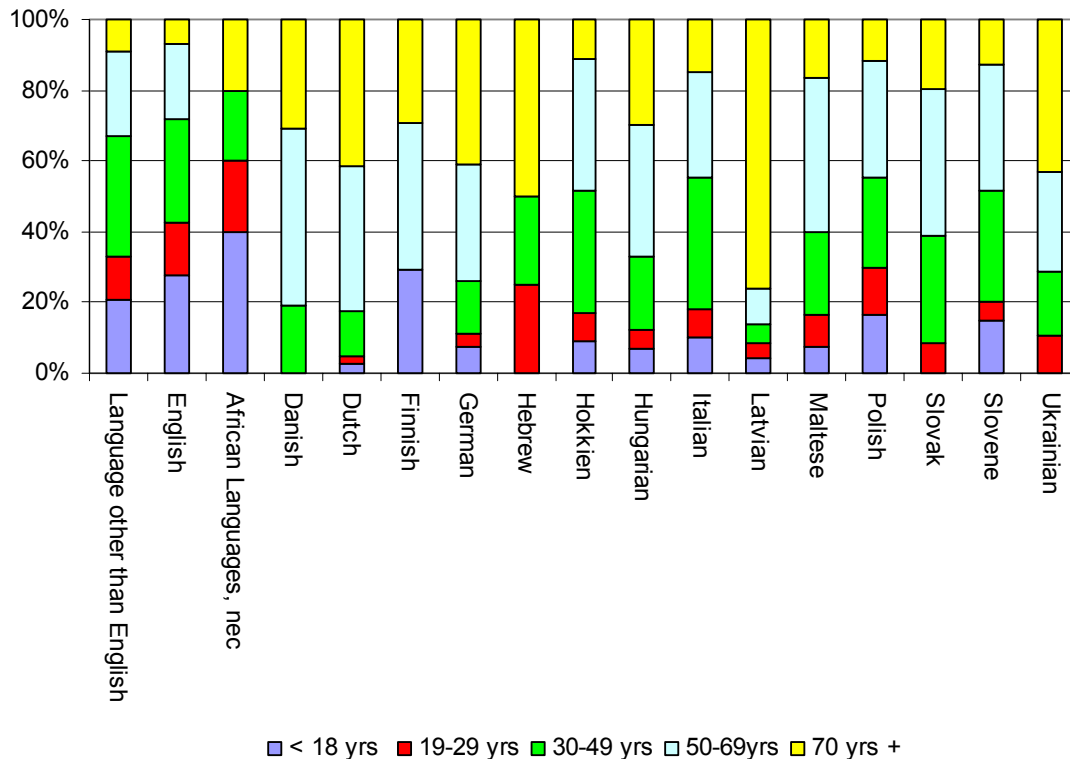


Twenty one percent (24780) of the English speaking community and 24% (6072) of the population who speak a language other than English at home are aged between 50 and 69 years. Within the total regional population 22% (213054) of the community is in this age group.

In the City of Knox the communities who settled in the 1950's and 1960's have a significant percentage of their community in this age group. Forty one percent (201) of the Dutch speaking community, 28% (185) of the Hungarian and 44% (48) of the Maltese speaking communities are in this age group.

In the larger communities 24% (843) of the Cantonese, 30% (667) of the Italian, and 20% of both the Mandarin (399) and Greek (396) are in this age group.

### Fifteen language groups with the highest percentage of their population aged 70 years or over in the City of Knox



Across the region 10% (97784) of all people are aged 70 years or greater. Across the City of Knox 7% (10780) of all people are aged 70 years or greater and 22% (2325) of the population in this age group speak a language other than English at home.

Seventy six percent (106) of the Latvian speaking community is in this age group, 42% (204) of the Dutch, 41% (527) of the German and 30% (146) of the Hungarian speaking communities are aged 70 years or greater.