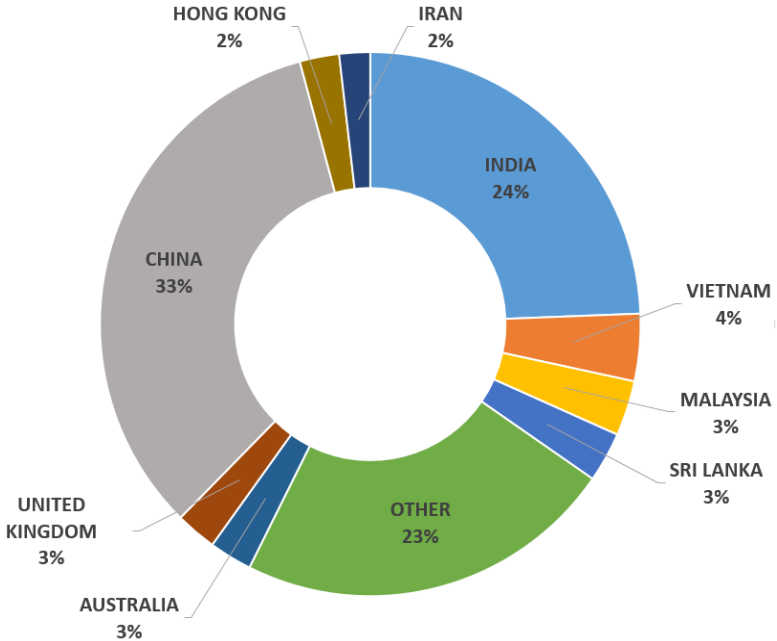


City of Boroondara

MIGRANT INFORMATION CENTRE
eastern melbourne



COUNTRY OF BIRTH



The graph indicates the top 10 countries of birth for new arrivals into the City of Boroondara. The category 'Other' consists of all remaining countries of birth after the top 10.

A total of 976 individuals settled in the City of Boroondara between July 2017 and June 2018. This is a decrease of 43% compared to the previous year when 1727 individuals settled in the City of Boroondara.

The top 5 Countries of Birth for people settling in the City of Boroondara was China 33% (326), India 24% (238), Vietnam 4% (39), Malaysia 3% (32) & Sri Lanka 3% (29).



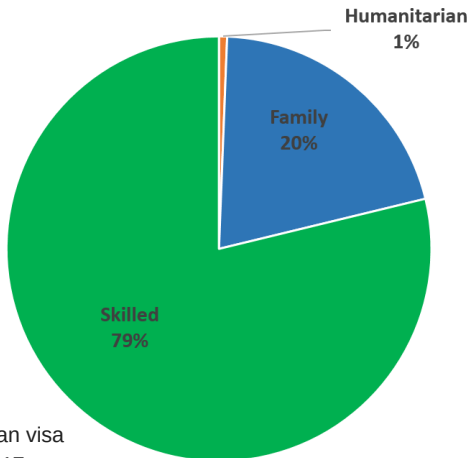
ARRIVALS BY VISA STREAM

Skilled migrants made up the highest number of arrivals within the City of Boroondara followed by Family Stream Migrants and Humanitarian arrivals.

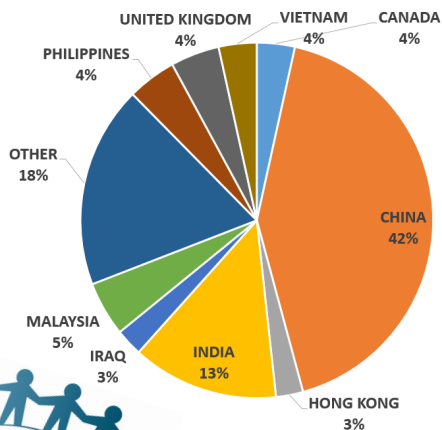
The number of people arriving on a Skilled Migrant visa has decreased by 46% from July 2016- June 2017 which was 1412 individuals to 769 in July 2017- June 2018.

The number of people arriving on a Family Stream visa has decreased by 33% from July 2016-June 2017 which was 302 individuals to 201 in July 2017-June 2018.

The number of people arriving on a Humanitarian visa has decreased by 54% from July 2016-June 2017 which was 13 individuals to 6 in July 2017-June 2018.



FAMILY VISA BY COUNTRY OF BIRTH



In the City of Boroondara 201 individuals arrived on a Family Stream visa between July 2017 – June 2018.

The top 5 countries of birth for individuals arriving on a Family Stream visa were China 42% (85), India 13% (28), Malaysia 5% (10), United Kingdom 4% (9) and Philippines 4% (9).

'Other' consists of countries with < 5 arrivals.



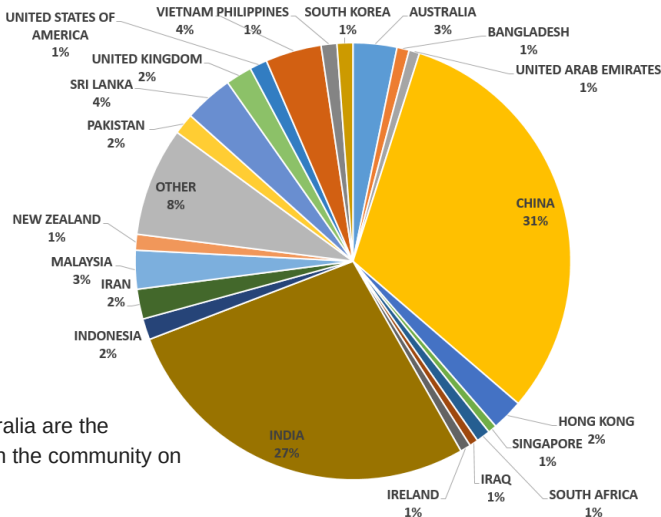
SKILLED VISA BY COUNTRY OF BIRTH

In the City of Boroondara 769 individuals arrived on a Skilled Migrant visa between July 2017 – June 2018

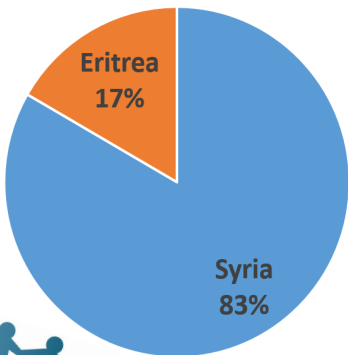
The top 5 countries of birth for individuals arriving on a Skilled Migrant visa were China 31% (241), India 27% (211), Vietnam 4% (32), Sri Lanka 4% (28) and Australia 3% (25).

Skilled Migrants born in Australia are the children of individuals living in the community on a Skilled Migrant visa.

'Other' consists of countries with < 5 arrivals.



HUMANITARIAN VISA BY COUNTRY OF BIRTH



Humanitarian Visa entrants are people arriving as permanent residents who are refugees.

Within the City of Boroondara 6 individuals arrived on a Humanitarian visa in between July 2017- June 2018

The top countries of birth for individuals arriving on a Humanitarian visa were Syria 83% (5) & Eritrea 17% (<5).



MIGRATION STREAM BY COUNTRY OF BIRTH July 2017 - June 2018

MIGRATION STREAM				
Country	Humanitarian	Family	Skilled	Total
CHINA	0	85	241	326
INDIA	0	27	211	238
OTHER	<5	29	62	92
VIETNAM	0	7	32	39
MALAYSIA	0	10	22	32
SRI LANKA	0	<5	28	29
AUSTRALIA	0	0	25	25
UNITED KINGDOM	0	9	15	24
HONG KONG	0	5	18	23
IRAN	0	<5	17	18
PHILIPPINES	0	9	9	18
PAKISTAN	0	<5	12	13
INDONESIA	0	<5	12	13
UNITED STATES OF AMERICA	0	<5	10	11
IRAQ	0	5	5	10
SOUTH AFRICA	0	<5	8	9
NEW ZEALAND	0	0	9	9
KOREA, SOUTH	0	0	9	9
SINGAPORE	0	<5	5	6
UNITED ARAB EMIRATES	0	<5	6	7
CANADA	0	7	0	7
BANGLADESH	0	0	7	7
IRELAND	0	0	6	6
SYRIA	5	0	0	5
TOTAL	6	201	769	976

Instances that have been listed as < 5 have been counted as 1. For privacy reasons the accurate figure is not disclosed. 'Other' consists of 41 countries with <5 settlers.

Source: Department of Social Services

