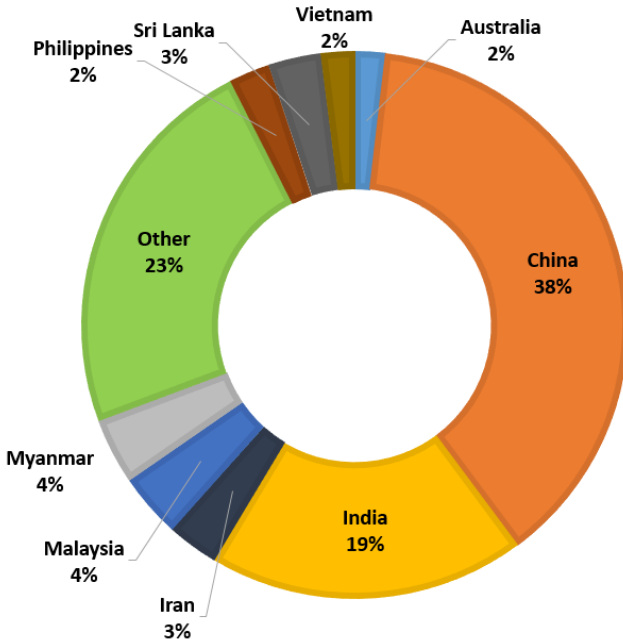


Eastern Metropolitan Region (EMR)

COUNTRY OF BIRTH



The graph indicates the top 10 countries of birth for new arrivals in the Eastern Metropolitan Region (EMR) in 2017-2018. The category 'Other' counts all remaining countries with only one or two clients.

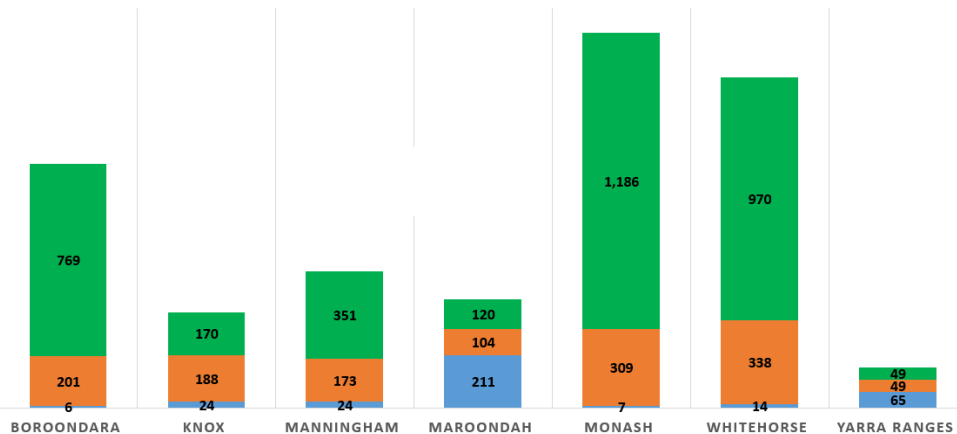
A total of 5,328 individuals settled in the EMR between July 2017 and June 2018. This is a decrease of 44.5% compared to the previous year when 9601 individuals settled in the EMR. Arrivals born in China and India are the predominant category making up 72% of all those who arrived within the year.

The top 5 Countries of Birth for people settling in the EMR was China 38% (2024), India 19% (999), Myanmar 4% (207), Malaysia 4% (202) & Sri Lanka 3% (164).



ARRIVALS BY VISA STREAM

■ Humanitarian ■ Family ■ Skilled



Local Government Areas with the highest numbers of individuals arriving across all three visa types were Monash 28% (1502), Whitehorse 25% (1322) and Boroondara 18% (976).

In 2017-2018, 60% (211) of Humanitarian Visa arrivals settled in the City of Maroondah followed by Shire of Yarra Ranges 19% (65), City of Knox 7% (24), City of Manningham 7% (24) and City of Whitehorse 4% (14).

The LGA's with the highest number of individuals arriving by Family Stream Visas were the City of Whitehorse 25% (338), City of Monash 23% (309) and City of Boroondara 15% (201).

Skilled Visa entries is the most predominant visa entry across 4 of the seven LGA's in the EMR being Monash 33% (1186), Whitehorse 27% (970), Boroondara 21% (769) and Manningham 10% (351).





HUMANITARIAN VISA

7%



FAMILY STREAM VISA

26%



SKILLED VISA

68%

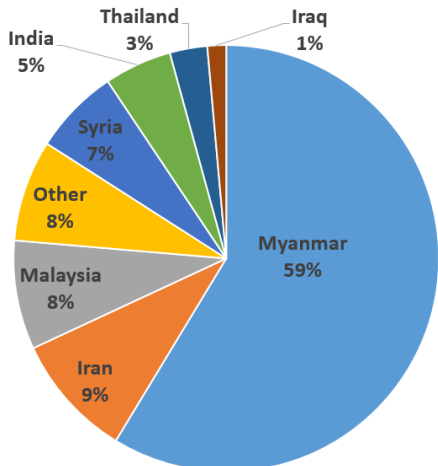
There was a decrease of all visa entrants across the EMR in 2017-2018. The number of people arriving on a Humanitarian Visa has decreased by 20% from July 2016-June 2017 which was 439 individuals to 351 in July 2017-June 2018. The number of people arriving on a Family Stream Visa has decreased by 39% from July 2016-June 2017 which was 2226 individuals to 1362 in July 2017-June 2018. The number of people arriving on a Skilled Visa has decreased by 48% from July 2016- June 2017 which was 6936 individuals to 3615 in July 2017- June 2018.

HUMANITARIAN VISA BY COUNTRY OF BIRTH

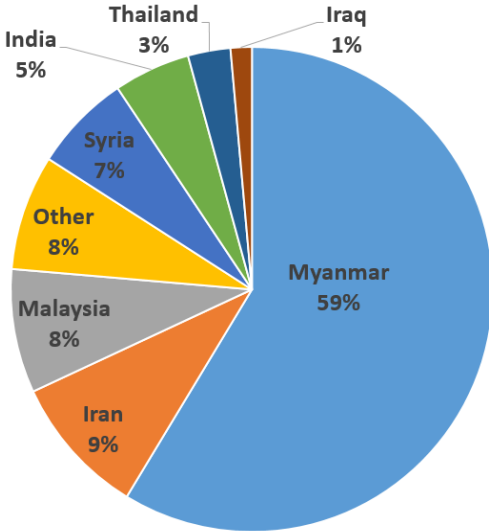
Humanitarian Visa entrants are people arriving as permanent residents who are refugees.

Within the EMR 351 individuals arrived on a Humanitarian Visa in 2017-2018.

The top 5 countries of birth for individuals arriving on a Humanitarian Visa was Myanmar 59% (206), Iran 9% (33), Malaysia 8% (29), Syria 7% (23) and India 5% (18). Please note, refugees from Malaysia and India are usually children of refugees from Myanmar



FAMILY VISA BY COUNTRY OF BIRTH



Family Stream migrants are those sponsored by a family member who is a permanent resident or citizen of Australia. Such entrants may or may not be from a refugee background.

Family Stream migration has four main categories in which entrants can come under – partner, child, parent and other family.

In the EMR 1362 individuals arrived on a Family Stream visa in 2017-2018.

The top 5 countries of birth for individuals arriving on a Family Stream visa was China 55% (746), India 5% (66), Malaysia 4% (60), Hong Kong 3% (42) and Sri Lanka 3% (40).

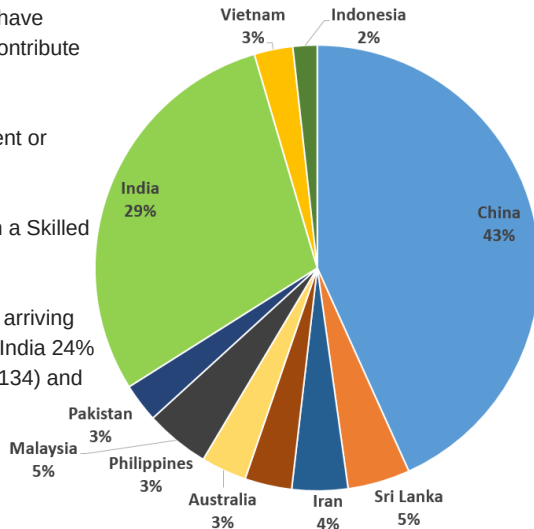
SKILLED VISA BY COUNTRY OF BIRTH

People arriving on a Skilled Migrant Visa have specific professional skills that they can contribute to the Australian workforce.

People on a Skilled Visa may be permanent or temporary residents.

In the EMR 3615 individuals arrived in on a Skilled Visa in 2017-2018.

The top 5 countries of birth for individuals arriving on a Skilled Visa was China 35% (3615), India 24% (868), Malaysia 4% (138), Sri Lanka 4% (134) and Iran 3% (120). Add a little bit of body text



MIGRATION STREAM BY COUNTRY OF BIRTH

July 2017 - June 2018

MIGRATION STREAM				
Country	Humanitarian	Family	Skilled	Total
China	0	746	1278	2,024
India	18	113	868	999
Myanmar	206	<5	0	207
Malaysia	29	35	138	202
Sri Lanka	0	30	134	164
Iran	33	10	120	163
Philippines	0	28	101	129
Vietnam	0	23	83	106
Australia	0	0	98	98
Pakistan	<5	8	83	92
TOTAL	286	993	2903	

Instances where there have been < 5 settlers have been counted as 1. For privacy reasons the accurate figure is not disclosed. 'Other' consists of 34 countries with < 5 settlers.

Source: Department of Social Services

