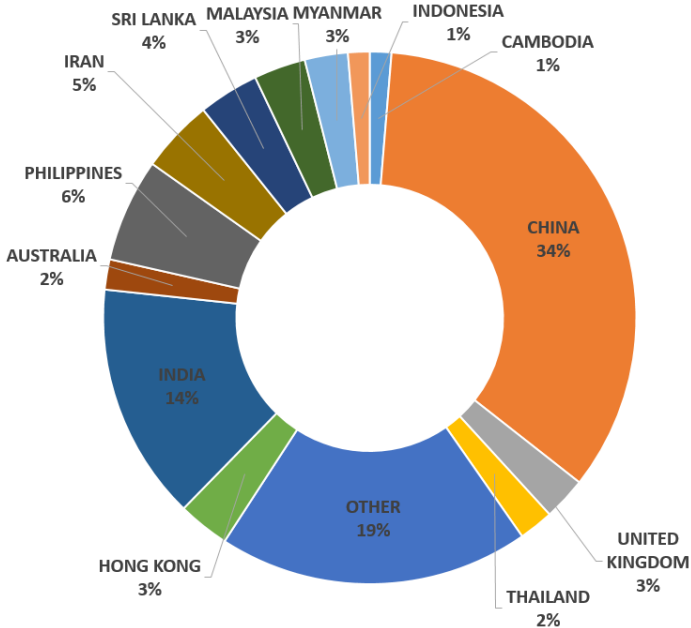


City of Knox

COUNTRY OF BIRTH



The graph indicates the top 10 countries of birth for new arrivals into the City of Knox. The category 'Other' consists of all remaining countries of birth after the top 10.

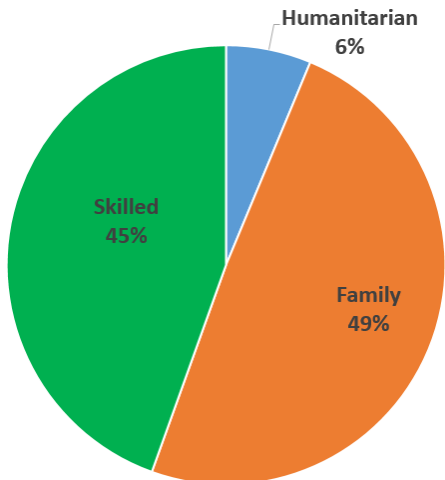
A total of 382 individuals settled in the City of Knox between July 2017 and June 2018. This is a decrease of 48% compared to the previous year when 739 individuals settled in the City of Knox.

The top 5 Countries of Birth for people settling in the City of Knox was China 34% (131), India 14% (55), Philippines 6% (24), Iran 4% (17) & Malaysia 3% (12).

Instances listed as <5 have been counted as 1. For privacy reasons the accurate figure is not disclosed.



ARRIVALS BY VISA STREAM



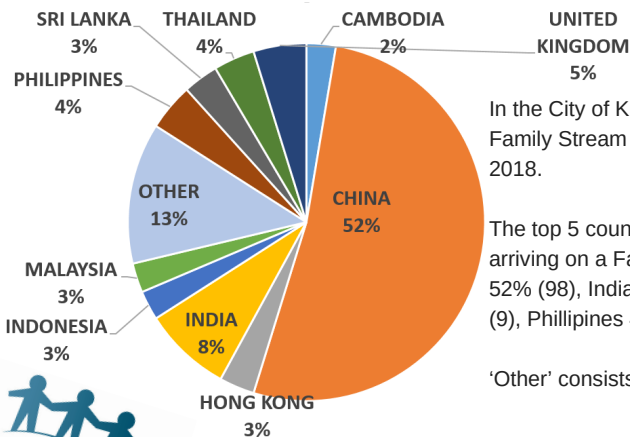
Family stream migrants made up the highest number of arrivals within the City of Knox followed by Skilled Migrants and Humanitarian arrivals.

The number of people arriving on a Family Stream visa has decreased by 33% from July 2016-June 2017 which was 280 individuals to 188 in July 2017-June 2018.

The number of people arriving on a Skilled Migrant visa has decreased by 58% from July 2016- June 2017 which was 408 individuals to 170 in July 2017- June 2018.

The number of people arriving on a Humanitarian visa has decreased by 53% from July 2016- June 2017 which was 51 individuals to 24 in July 2017-June 2018.

FAMILY VISA BY COUNTRY OF BIRTH



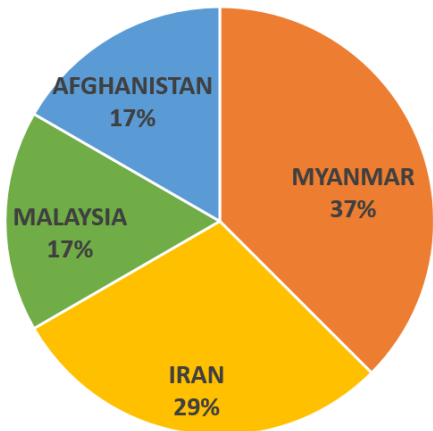
In the City of Knox 188 individuals arrived on a Family Stream visa between July 2017 – June 2018.

The top 5 countries of birth for individuals arriving on a Family Stream visa were China 52% (98), India 8% (15), United Kingdom 5% (9), Phillipines 4% (8) and Thailand 4 % (7).

'Other' consists of 18 countries with <5 settlers.



HUMANITARIAN VISA BY COUNTRY OF BIRTH



Humanitarian Visa entrants are people arriving as permanent residents who are refugees.

Within the City of Knox 24 individuals arrived on a Humanitarian visa between July 2017- June 2018

The top countries of birth for individuals arriving on a Humanitarian visa were Myanmar 38% (9), Iran 28% (7), Malaysia 17% (< 5) & Afghanistan 17% (< 5). Please note, refugees born in Malaysia are usually children of refugees from Myanmar or other countries.

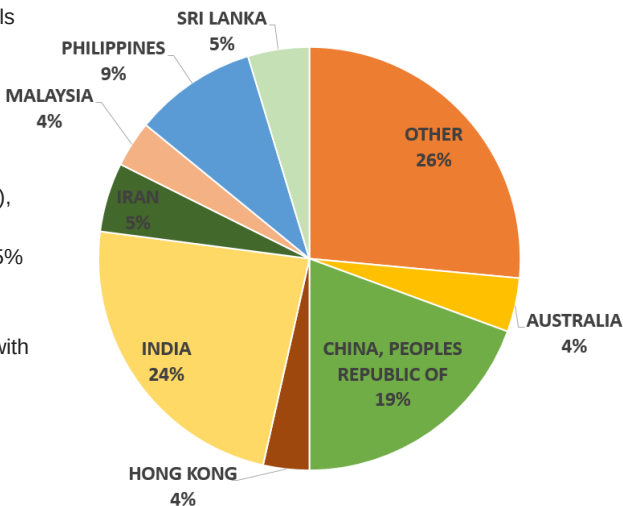
Instances listed as <5 have been counted as 4 for graph display purposes. For privacy reasons the accurate figure is not disclosed.

SKILLED VISA BY COUNTRY OF BIRTH

In the City of Knox 170 individuals arrived on a Skilled Migrant visa between July 2017 – June 2018

The top 5 countries of birth for individuals arriving on a Skilled Migrant visa were India 24% (40), China 19% (33), Philippines 9% (16), Iran 5% (9) and Sri Lanka 5% (8).

'Other' consists of 21 countries with <5 settlers.



MIGRATION STREAM BY COUNTRY OF BIRTH July 2017 - June 2018

Migration Stream				
COUNTRY	HUMANITARIAN	FAMILY	SKILLED	TOTAL
CHINA	0	98	33	131
INDIA	0	15	40	55
PHILIPPINES	0	8	16	24
IRAN	7	<5	9	17
MALAYSIA	<5	5	6	12
SRI LANKA	0	6	8	14
HONG KONG	0	6	6	12
UNITED KINGDOM	0	9	<5	10
MYANMAR	9	<5	0	10
THAILAND	0	7	<5	8
AUSTRALIA	0	0	7	7
CAMBODIA	0	5	0	5
INDONESIA	0	5	0	5
OTHER	7	22	43	72
TOTALS	24	188	170	382

Instances where there have been < 5 settlers have been counted as 1. For privacy reasons the accurate figure is not disclosed. 'Other' consists of 34 countries with < 5 settlers.

Source: Department of Social Services

